

THE SAURUS  
ENTOMOLOGICUS OXONIENSIS;

OR,

ILLUSTRATIONS OF NEW, RARE, AND INTERESTING  
INSECTS,

FOR THE MOST PART CONTAINED IN THE COLLECTIONS PRESENTED TO  
THE UNIVERSITY OF OXFORD

BY THE REV. F. W. HOPE, M.A., D.C.L., F.R.S., &c.

WITH FORTY PLATES FROM DRAWINGS BY THE AUTHOR;

BY

J. O. WESTWOOD, M.A., F.L.S.,

*Hope Professor of Zoology in the University of Oxford;*

President of the Entomological Society of London; Knight of the Imperial Order of the Rose, Brazil; Honorary Member of the Royal Irish Academy, of the Entomological Societies of France, Holland, Berlin, Stettin, and St. Petersburg, of the Verein für Naturkunde of Munich, of the Natural History Society of Montreal, of the Literary and Historical Society of Quebec, of the Society of Natural History of Boston (U.S.), of the Natural History Society of Dublin, and of the Northern Entomological Society of England; Corresponding Member of the Soc. Royal des Sciences of Lille and of Liege, of the Société Philomatique of Paris, of the Soc. Royal d'Agriculture of Lyons, of the Royal Society of Arts and Sciences of Mauritius, and of the Natural History Society of Belfast; Member of the Physiographiska Sällskapet of Lund, of the Imperial Acad. Cæsar. Leop. Carol. Natur. Curios. (cognomine Hueber), of the Naturforsch. Gesellsch. of Halle, of the Zool. Botan. Gesellsch. of Vienna, of the Ost Preuss. Physik-Ökonom. Gesellsch. of Königsberg, of the Soc. Cæs. Natur. Curios. of Moscow, and of many local Societies in England and Ireland.

---

*"We should be apt to think too meanly of the attributes of our Creator, should we be able to come to an end of all His works, even in this sublunary world. And therefore I believe never any man yet did, never any man shall, so long as the world endures, by his utmost industry, attain to the knowledge of all the species of Nature."*—JOHN RAY.

---

Oxford:

AT THE CLARENDON PRESS.

M.DCCC.LXXIV.

## SPECIES 5—LEIOPTERON APICALE.

Nigrum, nitidum : capite rugoso, antice inermi ; antennis longis filiformibus, 14-articulatis ; thorace supra transverse rugoso, scutello basi biimpresso, apice bituberculato ; pedunculo thoracis longitudine fere æquali, sulcato ; pedibus nigris ; alis hyalinis, basi apiceque anticarum fusciscentibus ; venis in medio alarum lutescentibus. (Mas.)

Long. corp. lin. 5 ; expans. alar. antic. lin. 9.

Habitat ; Amazonia (Bates). In Mus. Hopeiano Oxoniæ.

## SPECIES 6—LEIOPTERON SUBPETIOLATUM.

Nigrum, rugose punctatum : capite antice piceo-rufo, spina parva inter antennas ; antennis fuscis 13-articulatis, articulis apicalibus compressis et sensim dilatatis ; scutello basi biimpresso, apice inermi ; pedunculo abbreviato supra sulcato ; abdomine ovali compresso, terebra longe pone apicem abdominis exserta (fig. 12 e) ; alis flavido hyalinis, fascia indistincta media guttaque minuta obscuriori ultra cellulam posita ; pedibus nigro-piceis.

Long. corp. lin. 3½ ; expans. alar. antic. lin. 6.

Habitat ; Amazonia (Bates). In Mus. Hopeiano Oxoniæ.

## SPECIES 7—LEIOPTERON CLAVICORNE.

Nigrum, rugose punctatum : capite inter oculos spina parva armato, facie, antennisque piceis, his 13-articulatis apicem versus compresso-clavatis, articulis 5 apicalibus præsertim majoribus ; scutello biimpresso, apice integro ; pedunculo subbrevis sulcato ; abdomine magno ovali compresso apice acuminato ; alis hyalinis, nubila transversa ante medium alarum obscuriori venas crassiores includente. (Fœm.)

Long. corp. cum oviduct. exsert. lin. 3½ ; expans. alar. antic. lin. 5.

Habitat ; Amazonia (Bates). In Mus. Hopeiano Oxoniæ.

## SPECIES 8—LEIOPTERON UNIFASCIATUM.

Nigrum, rugosum : capite inter antennas tuberculo parvo conico instructo ; mesonoto transverse rugoso, scutello areolato, biimpresso, apice obtuse bituberculato, pedunculo fere thoracis longitudine, sulcato ; antennis corpore paullo longioribus, 14-articulatis, apicem versus paullo crassioribus (fig. 12 c) ; alis hyalinis, anticis pone medium fascia lata fusca, antice obscuriori, tegulis pedibusque rufis, posticis obscurioribus.

Long. corp. lin. 2 ; expans. alar. antic. lin. 4¾.

Habitat ; Amazonia (Bates). In Mus. Hopeiano Oxoniæ.

## FAMILY—CHALCIDIDÆ.

## GENUS—LEUCOSPIS.

## SUB-GENUS—POLISTOMORPHA.

(Westw. in Germar's Zeitschr. f. d. Entomologie, vol. i. p. 265.)

Sub-genus intermedium inter Leucospides et Chalcides : abdominis articulo basali pedunculum crassum formante, oviductu interno, haud supra dorsum extensum ; pedibus posticis minus incrassatis ; facie versus os attenuata.

## SPECIES 1—POLISTOMORPHA SURINAMENSIS.

(Westw. in Germar's Zeitschr. f. d. Entomologie, vol. i. p. 265, pl. IV, fig. 5.)

## PLATE XXV, FIG. 2.

Fulva, obscura : thorace lineis nonnullis fuscis ; alis fulvescentibus ; abdomine elongato ; femoribus posticis 10-12-denticulatis.

Long. corp. lin. 7½ ; expans. alar. antic. lin. 14.

Habitat ; Surinam, in Mus. Reg. Berol., et Amazonia (Bates), in Mus. Hopeiano Oxoniæ.

*Fulva*, crebre punctata haud nitida; caput fere thoracis latitudine, facie versus os attenuata, oculis laterali-  
bus, mandibulis bidentatis, antennis fulvis; thorax elongatus, ovatus, antice et postice truncatus; prothorace in  
collum parvum at distinctum formato; collare transverso, fascia tenui centrali fusca; mesothoracis scuto trans-  
verso, macula parva triangulari centrali (antice latiori) lineisque duabus obliquis lateralibus fuscis, parapleuris  
distinctis; scutello triangulari postice rotundato, macula majori centrali fusca; metathorace elongato sub-  
quadrato, spiraculis lateralibus distinctis, linea tenui fusciscenti; abdomen elongatum sexannulatum segmentis  
tribus primis brevibus secundo breviori, quarto maximo ovato, latiori; duobus ultimis minutis, spiraculis lateralibus  
distinctis, fulvum segmento primo interdum macula parva triangulari fusca lineaque tenui dorsali lævi; oviductu  
haud exserto; pedes fulvi elongati, femoribus posticis minus incrassatis quam in *Leucospidibus*, subtus 10-12-  
denticulatis, dente primo maximo dentibusque 5, 6, et 7 reliquis majoribus; coxis posticis extus dente armatis;  
alæ flavescens, venis distinctis stigmatum fuscis, venis subobsoletis fulvescentibus.

## SPECIES 2—POLISTOMORPHA FASCIATA.

PLATE XXV, FIG. 3.

*Fulva*, minute punctata: capite et thorace nigro maculatis; abdomine fulvo fasciis flavis; alis flavescenti-  
bus; femoribus posticis 7-dentatis.

Long. corp. lin. 6; expans. alar. antic. lin. 12½.

Habitat; Amazonia (Bates). In Mus. Hopeiano Oxoniæ.

Caput fulvum, margine postico, verticeque inter oculos et ocellos nigris; thorace nigro variegato, collare  
macula media trigona; mesonoto, maculis tribus elongatis, intermedia obconica; scutelli basi et metanoti dorso  
bivittatis, lateribus spina media armatis; abdomine fulvo-rufescente, setoso, flavo-fasciato; antennis pedibusque  
fulvis, femoribus posticis supra vitta flavescens, spina 1 media magna fulva, alterisque 6 minoribus apicalibus  
nigris; alis fulvo-hyalinis, apicem versus grisescentibus, venis stigmatum fuscis.

## SPECIES 3—POLISTOMORPHA SPHEGOIDES.

(Walker, Journal of Entomology, vol. i. p. 22.)

PLATE XXV, FIG. 1.

*Fœm.* Piceo-nigra punctata: antennis rufis, basi nigris; prothorace linea postica transversa brevi pallide  
fulva; mesothorace lineis duabus pallide fulvis postice approximatis; tegulis punctisque duobus scutelli fulvis;  
metanoto supra longitudinaliter carinato; abdomine cinereo-pubescenti, segmento primo basi et apice fulvo  
fasciato; pedibus tibiis tarsisque anterioribus fulvis; femoribus posticis fulvo pallidissimo vittatis 6-dentatis;  
alis luridis.

Long. corp. lin. 9; expans. alar. antic. lin. 18½.

Habitat; Brazil, St. Paul (Bates). In Mus. Britann. et Oxoniæ.

Very thickly and minutely punctured; head in front and mouth much prolonged; epimera partly pale  
tawny; metathorax with a dorsal ridge and an elevated border; abdomen keeled above and beneath; first seg-  
ment linear, with a tawny hind border, much narrower than the other part, which is elongate pyriform; hind  
femora armed with six rather large teeth.

## GENUS—LEUCOSPIS.

## SPECIES 1—LEUCOSPIS DARLINGII.

PLATE XXV, FIG. 4.

*Nigra*, punctata, aurantio-rufo variegata: alis fuscis purpureo nitidis, articulo basali antennarum fulvo;  
femoribus posticis obscuris; capite viridi parum tincto; collare fulvo, lateribus, margine antico, lineaque media  
tenui abbreviata nigris; mesonoto nigro, lateribus anguste, maculisque duabus dorsalibus ovalibus fulvis; tegulis  
fulvo marginatis; scutello fulvo angulis anticis lateralibus nigris; metanoto nigro; abdominis segmento pedun-  
culari fulvo-rufo, margine tenui nigro; secundo nigro, tertio fulvo, quarto nigro, quinto fulvo; oviductu

recurvo, ad medium scutelli extenso; pedibus fulvis; tibiis 4 anticis extus obscurioribus; coxis posticis in medio supra spina armatis, femoribus piceis supra magis fulvis, spina 1 majori, 8 minoribus armatis; alarum venis fuscis.

Long. corp. lin.  $7\frac{1}{2}$ ; expans. alar. antic. lin.  $13\frac{1}{2}$ .

Habitat; Darling Downs, Australia. In Mus. Hopeiano Oxoniæ.

## SPECIES 2—LEUCOSPIS CUPREO-VIRIDIS.

PLATE XXV, FIG. 5.

Æneo-viridis, punctata cupreo-variegata: antennis pedibusque testaceis; alis fusco-flavescentibus, venis fuscis; collare transverso rufo, in medio transverse obscuriori; mesonoto obscure æneo lateribus margineque postico rufis, scutello et postscutello viridibus; metanoto cupreo-rufo æneo tincto; abdomine æneo-viridis, griseo setoso; oviductu rufo, ad basin segmenti tertii tantum attingente; pedibus testaceis, coxis posticis extus obtuse angulatis; femoribus subtus spina 1 magna, 8 minoribus armatis. (Fœm.)

Long. corp. lin.  $3\frac{1}{2}$ ; expans. alar. antic. lin. 6.

Habitat; Sta. Martha, New Granada. In Mus. Hopeiano Oxoniæ.

## SPECIES 3—LEUCOSPIS REGALIS.

PLATE XXV, FIG. 6.

Rugoso-punctata: capite aurato; antennis nigris, articulo ultimo rufescenti; thorace supra purpureo, viridi paullo tincto; abdomine concolori, segmentis ad apicem paullo constrictis; oviductu rufo, usque ad postscutellum recurvo; pedibus purpureis viridi tinctis; coxis posticis extus ad apicem angulatis; femoribus posticis subtus tuberculo in loco spinæ magnæ, spinisque 8 parvis (intermediis majoribus) armatis; alis brunneo-fuscis venis obscurioribus.

Long. corp. lin. 7; expans. alar. antic. lin. 11.

Habitat; Philippine Island Luzon, Camiguin (D. Semper). In Mus. D. Semper, Altonæ.

## SPECIES 4—LEUCOSPIS ANTHIDIODES.

PLATE XXV, FIG. 7.

Brevis crassa, nigra, opaca, punctata, luteo-setosa: collaris margine antico tenui, postico lato flavis; mesonoto lateribus, tegulis et scutelli margine postico fulvis; abdominis segmentis 1 et 2 postice setis luteis marginatis, quarto et reliquis fulvis, segmento primo pedunculari late campanulato; antennis piceis, articulo basali subtus flavo in medio nigro; pedibus brunneis, coxis posticis flavo marginatis; femoribusque intus striola flava notatis, his subtus spina 1 magna alterisque 7 minoribus armatis: oviductus squama basilari fulvo, utrinque nigra guttato; oviductu, vix ad postscutellum retro extenso; alis flavidis venis brunneis.

Long. corp. lin. 4; expans. alar. antic. lin.  $9\frac{1}{2}$ .

Habitat; Amazonia (Bates). In Mus. Hopeiano Oxoniæ.

## GENUS—METAMORPHA.

(Walker, Trans. Ent. Soc. 3rd Ser. vol. i. p. 347.)

Fœm. Corpus læve, nitens: caput transversum subquadratum, collo distincto, fronte verticali; palpi gracillimi; antennæ graciles pubescentes (mutilated in the specimen described); prothorax subquadratus bene determinatus; humeris rotundatis; mesothorax elongatus, parapsidum suturis distinctissimis; scutello conico, parapteris magnis; metathorax scaber, bene determinatus; petiolus brevissimus; abdomen compressum valde gibbosum, thorace brevius; oviductus recurvus longissimus; pedes sat graciles; alæ longæ angustæ; tibiis calcaribus brevibus apicalibus; coxis posticis longis.

'With the humerus emitting into the disc, at a little beyond half its length, a branch from whence the two spurious veins proceed; ulna rather less than one-third of the length of the humerus; radius extending nearly to the tip of the wings, more than twice the length of the ulna; cubitus very short, furcate.'

Mr. Walker considers that 'this genus belongs to the Torymidæ, and is most nearly allied to *Megastigmus*, but it has also a tendency to the structure of the *Leucospidæ*, and shews the transition between these two families'—a position I am not inclined to adopt, failing to observe any relationship with *Leucospis*.

The mandibles are strong and armed with three teeth, as in pl. XXV, fig. 10 *a*, the inner part representing the fourth tooth being broader and obtuse.

The British Museum specimen has the terminal joints of the antennæ broken off, the second joint of the antennæ very small, and the third minute and annular, the fourth and following much longer than the second, and setose.

I regret that the rule of priority compels me to adopt the absurd names, both generic and specific, given to this insect by Mr. Walker.

#### SPECIES 1—METAMORPHA LEUCOSPOIDES.

(Walker, Op. cit. supra, p. 346.)

PLATE XXV, FIG. 8.

'*Fœm. Nigra*: caput antice flavum, nigro-vittatum, oculis flavo-submarginatis; prothorax flavo-quadrinaculatus; parapsides paraptera et scutellum flavo-marginata; abdomen basi subtusque flavum; segmentis flavo-marginatis; pedes lutei, coxis flavis nigro-variis, femoribus posticis nigris apice luteis; tibiis tarsisque posticis flavis; alæ lurido-cinereæ, venis nigris.'

Length of the body, 5–6 lines; oviduct, 10 lines; expansion of the fore wings, 10 lines.

Habitat; Bootan (Pemberton), in Mus. Britann.; Assam, in Mus. Hopeiano Oxoniæ (olim nostr.)

I found a specimen of this interesting species lying dead and loose in a box of insects received from Assam, sent me by Major Jenkins. I had no means of determining whether it had been developed from any of the insects, or had accidentally entered the box, or had fed upon some insect which might have attacked the wood or cork of the box.

#### GENUS—EUDOXINNA.

(Walker, Trans. Ent. Soc. 3rd Ser. vol. ii. p. 206.)

*Fœm.* Corpus sat robustum; caput et thorax punctata subpubescentia, caput brevissimum, verticale thoracis latitudine; facies subdepressa, striata, striis versus os convergentibus (fig. 9 *a*); mandibulæ falcatae intus dente unico armatae; palpi breves; antennæ 9-articulatae, filiformes, fronte insertae; articulus primus subclavatus, subcompressus tuberculo parvo globoso subtus prope apicem instructus, secundus brevissimus, tertius et sequentes lineares subæquales pubescentes parum attenuati, nonus apice conicus; prothorax transversus, lateribus rotundatis; mesothorax brevis; parapsidum suturæ conspicuæ; paraptera et epimera magna; scutellum vix bidentatum; metathorax bene determinatus, fere verticalis; abdomen læve valde compressum (fig. 9 *b*), thorace non longius; segmenta antice contracta; pedes læves simplices breviusculi; femora clavata; tibiæ compressæ, omnes præsertim intermediæ extus pone medium dilatatae; alæ anticæ latæ non longæ.

SYN.: *Sosxetra*. Walker olim, Trans. Ent. Soc. Lond. 3rd Ser. vol. i. p. 370.

'Humerus extending at some distance from the costa; ulna about one-fifth of the length of the humerus; radius about twice the length of the ulna; cubitus somewhat shorter than the ulna.'

Mr. Walker states that this 'very remarkable genus partakes of the characters of the *Chalcidites* and of the *Cynipites*, and seems to differ from them both as much as they do from each other. It agrees with the *Chalcidites* in the structure of the wing veins, and may be considered as the type of a new family of that tribe.'

Except in having the abdomen compressed and the scutellum slightly bidentate (characters found in many other *Chalcididæ*), I can perceive no relationship with the *Cynipidæ*. The genus appears nearest related to the *Eurytomides*.

## SPECIES 1—EUDOXINNA TRANSVERSA.

(Walker, Op. cit. supra, p. 371.)

PLATE XXV, FIG. 9.

‘Fœm. Flavescente fulva: caput nigrum lituris anticis flavis; prothorax lineis duabus transversis nigris, prima interrupta, secunda abbreviata; scuto linea nigra; tibiæ posteriores ex parte nigricantes; alæ cinereæ, venis fulvis lurido-marginatis.’ (Walker, l. c.)

Long. corp. lin. 4; expans. alar. antic. lin. 7.

Habitat; Amazonia, Ega (Bates). In Mus. Britann.

## GENUS—CHÆTOSPILA.

Caput quadratum antice trilobatum; mandibulæ subtrigonæ apice obliquo 4-dentato (pl. XXV, fig. 10 a); maxillæ lobo apicali membranaceo rotundato setoso, palpis maxillaribus 4-articulatis articulis primo et tertio brevibus (fig. 10 b); mentum oblongo-ovale; labium oblongum in medio paullo constrictum apice rotundato, palpis labialibus biarticulatis articulis æqualibus (fig. 10 c); antennæ 8-articulatæ (absque articulis annuliformibus) articulis 2-7 longitudine fere æqualibus at sensim crassioribus, ultimo majori longo-ovali (fig. 10 d); collare semi-ovale capite angustius; mesonoti scutum breve, scutellum magnum; pedunculus abdominalis brevis; abdomen magnum ovale; alæ amplæ, setis longis marginatæ, vena subcostali trientem costæ vix attingente, apice ejus in fasciculum setarum erectarum terminato, ramo stigmaticali minuto; pedes graciles.

The remarkable fascicles of short erect bristles at the junction of the subcostal vein with the costa is quite peculiar, and, so far as I have observed, does not occur in any other insect. The insect is closely allied to *Cerocephala*, from which it differs in the short peduncle to the abdomen and the 8-jointed antennæ, these organs in *Cerocephala* being distinctly 10-jointed, the eighth and ninth being equal in size to the two preceding joints.

## CHÆTOSPILA ELEGANS.

PLATE XXV, FIG. 10.

Æneo-viridis, nitida, lævis: capite et collare fulvis, pone oculos et ad latera æneo-tinctis; dorso thoracis æneo; metanoto cum pedunculo brevi fulvo; abdomine æneo; antennis piceis, articulo basali fulvo; pedibus fulvis; alis hyalinis apicibus iridescentibus, fasciculo setarum nigrarum, nubila substigmaticali fulvescenti.

Long. corp. lin. 1; expans. alar. lin. 1½.

Habitat parasitice in *Zexæ* *Maydis* seminibus (D. Raddon). In Mus. Hopeiano Oxoniæ (olim nostr.)

## GENUS—THEOCOLAX.

(Westw. Lond. and Edinb. Phil. Mag. 3rd Ser. vol. i. No. 11, p. 127; Mod. Class. Ins. Gen. Syn. p. 66; *Læsthia*, Haliday (Curtis MS.), Ent. Mag. vol. i. p. 268; ib. p. 335; *Cerocephalæ pars*, Walker, Ent. Mag. vol. ii. p. 149.)

Corpus oblongum, in utroque sexu subapterum: alæ valde rudimentales scutello haud longiores; caput oblongo-quadratum, margine ovali utrinque et fronte antice mucronatis; oculi minuti glabri; antennæ infra mediam faciem insertæ remotæ, fœminæ 9-articulatæ clavatæ articulo ultimo magno ovali exarticulato (fig. 11 e), maris 10-articulatæ ante apicem incrassatæ (fig. 11 d); collare antice attenuatum; abdomen sessile ovatum haud depressum, aculeo fœminæ exserto brevi subconico; mandibulæ parvæ subquadratæ apice truncato 4-dentato (fig. 11 a); maxillæ lobo magno plano membranaceo ovali ciliato instructæ, palpis maxillaribus 4-articulatis, extus setis nonnullis longis, articulis primo et tertio minutis (fig. 11 b); labium elongatum apice subrotundato, palpis labialibus 2-articulatis (fig. 11 c); thorax oblongus capite longior et angustior; collare crateriforme, antice attenuatum; mesothorax quadratus, scuto transverso, humeris minutissimis; scutello transverso subquadrato; parapteris minutissimis valde remotis; pedes mediocres.

This genus is most nearly allied to *Cerocephala* and *Chætospila*. It is also related to *Spalangia*.

## THECOLAX FORMICIFORMIS. (Fœm.) Westw.

(Mod. Class. Gen. Synops. p. 66; *Læsthia vespertina*, Haliday, Ent. Mag. vol. i. p. 336.)

PLATE XXV, FIG. 11.

Testacea glabra, vertice thorace et abdomine luteo supra æneo-nitidis; pedibus pallidioribus; abdomine et antennis apice obscurioribus.

Long. corp. lin. 1.

Habitat; in domibus, tarde ambulans, Anobii parasita. In Mus. Hopeiano Oxoniæ (olim nostr.)

I have reared a considerable number of specimens of both sexes of this interesting little insect from pieces of deal timber flooring infested with the larvæ of *Anobium striatum*. In June and July, 1834, I also took several specimens crawling about papers upon an old table much worm-eaten.

## GENUS—CEROCEPHALA.

(Westw. in Guérin, Mag. de Zool. 1<sup>re</sup> Livraison, pl. IV (1832); Walker, Ent. Mag. vol. ii. p. 148 (pars); *Epimacrus*, Ibid. vol. i. p. 369.)

This genus is closely allied to *Theocolax*, having, like it, a tridentate head and large triangular collar; but it is fully winged, and the antennæ of the males are 10-jointed (pl. XXV, fig. 12). The type *C. cornigera*, Westw. (Op. cit. and Stephen's Illustr. Brit. Ent. Mand. pl. XLV, fig. 1; *Epimacrus rufus*, Walker, Ent. Mag. i. p. 149), was taken by Mr. R. Lewis on trunks of trees in St. James's Park, London, in the Spring of 1832. I also took it on palings on Wandsworth Common in July, 1835. Mr. Stephens took it near Ripley, and Mr. Doubleday near Epping.

The males vary in their size as well as in the amount of development of the frontal horns.

## SUB-FAMILY—PERILAMPIDES.

## GENUS—PHILOMIDES.

(Haliday, Annales Soc. Ent. France, 4th Ser. Tom. ii. (1862), p. 115; *Eucoptes*, Westw. MS. olim.)

'Tarsorum unguiculi subtus dilatati, arolium inconspicuum: caput antice profunde excavatum pro receptione antennarum; epistoma transversum; genæ breves subintegræ; prothorax immarginatus; scuti mesothoraci parapsides subparallelæ; scutelli parasides conniventes; alarum anticarum venæ normalis segmentum costale, citra ramum radialem; hoc parum longius; abdomen segmento primo brevissimo annulari.'

The head (fig. 1 *a*) has a deep oval impression between the eyes in which the antennæ are received when at rest, the large club falling upon the basal scape (pl. XXVI, fig. 1 *b*). The mandibles are acute and sickle-shaped, with a tooth on the inner margin towards the middle. The maxillæ are terminated by an elongated lobe armed with strong bristles on its outer edge (fig. 1 *c*); the maxillary palpi are very short and apparently 4-jointed, the basal joint very short, the second the largest, angulated in the middle of the inner margin and bristly; the two terminal joints minute. The labium is ovate, with two short 2-jointed palpi, strongly setose (fig. 1 *d*). The tarsal ungues are denticulated on their inner edge (fig. 1 *e*).

The specimen of this species now in the Museum of the Jardin des Plantes, Paris (Coll. Sichel), has the club of the antennæ more slender, and the yellow lateral spots of the scutellum are united by a pale band across its base.

## PHILOMIDES PAPHIUS.

(Haliday, l. c.; *Eucoptes excavata*, Westw. MS.)

PLATE XXVI, FIG. 1.

Flavus: occipite, metathorace, pectore mesothoracis macula oblonga antica, fascia media utrinque antrorsum lobata et scutelli apice nigris; antennarum flagello alisque ferruginosis. (Mas.)

Long. corp. 3-4 lin.; expans. alar. antic. 6½-7 lin.

Habitat; Ile de Chypre (Coll. Mus. Paris, olim Sichel) etiam in Albania. In Mus. S. S. Saunders.

## GENUS—EURYTOMA.

## EURYTOMA MELLEA. Westw.

## PLATE XXVI, FIG. 2.

Luteo-fulva: capite et thorace punctatis, abdomine compresso ovato glabro; capite sulco profundo frontali, margine postico macula trigona fusca; antennis fuscis articulo secundo fulvo annulo nigro basali; collari lato fulvo; mesonoto in medio et lateribus fuscis; scutello magno fulvo; abdomine fulvo, segmentis margine postico lato fuscis; pedibus fulvis, femoribus subtus ad basin fuscis; alis melleis, nubila obliqua mediana obscuriori.

Long. corp. lin.  $4\frac{1}{2}$ ; expans. alar. antic. lin. 6.

Habitat; Brazil, Para (Burchell, No. 1409, Sept. 9, 1829, 'plura individua e fructu quodam educata,')—(an parasitice?)

Obs.—The *Chalcis pomorum* of Fabricius<sup>1</sup>, Syst. Piez. 163, with simple hind legs, parasitic on fruit-feeding larvæ, is evidently congeneric with the insect here described.

## GENUS—EUCHRYSIA.

Caput antice utrinque excavatum carina media conica; antennæ graciles 11-articulatæ, articulo primo longo, secundo mediocri, tertio minimo annuliformi; octo ultimis longitudine æqualibus, ultimo ad apicem attenuato; alæ anticæ vena radiali clavata, longe a subcostali remota; pedes intermedii calcari mediocri; tarsis basi haud incrassatis; pedes postici femoribus incrassatis subtus inermibus aut tuberculo medio conico tantum instructis; tibiis arcuatis extus setigeris, calcariibus duobus armatis.

Locus; Australasia.

## SPECIES 1—EUCHRYSIA CLEPTIDEA.

## PLATE XXVI, FIG. 3.

Capite et thorace rubris punctatis; mesonoto in medio maculis duabus triangularibus cæruleis; metanoto postice cæruleo tincto; abdomine chalybæo, nitido, basi apiceque viridi nitidis; antennis longis, gracilibus, nigris articulis duobus basalibus pedibusque quatuor anticis rufis; pedibus duobus posticis cum coxis cæruleis; tibiis extus setosis, basi basique articuli primi tarsorum albidis, horum reliquis articulis fuscis; alis hyalinis, fascia longitudinali lunari ramulum emittente ad angulum posticum alarum extensum fusca, femoribus posticis incrassatis, subtus sulcatis anguloque obtuso prominente inter medium et apicem instructis. (Fœm.)

Long. corp. lin.  $2\frac{3}{4}$ ; expans. alar. antic. lin.  $4\frac{1}{4}$ .

Habitat; Adelaide, Australasia (D. Fortnum). In Mus. Hopeiano Oxoniæ.

## SPECIES 2—EUCHRYSIA GEMMEA.

## PLATE XXVI, FIG. 4.

Læte cærulea, minute punctata, viridi parum tincta: antennis longis gracilibus 11-articulatis, articulo primo longo, secundo mediocri, tertio annuliformi, quarto et reliquis longitudine fere æqualibus (fig. 4e); abdomine glaberrimo, rufo cupreo, apice acuminato; alis fulvo hyalinis, nubila discoidali paullo obscuriori; femoribus posticis subincrassatis; tarsis fuscis, articulo basali pallidiori. (Fœm.)

Long. corp. lin. 3; expans. alar. antic. lin. 5.

Habitat; Adelaide, Australasia (D. Fortnum). In Mus. Hopeiano Oxoniæ.

The labrum (fig. 4a) is transverse and setose, the mandibles small and broad, with one apical acute and two obtuse teeth (fig. 4b); the maxillæ are terminated by a large membranous ciliated lobe, with the maxillary

<sup>1</sup> C. obscura, abdomine compresso basi gibbo, alis macula fusca; habitat in America meridionali in larvis poma infestantibus; Dom. Smidt; Mus. Dom. Lund. Magna, antennæ nigræ articulo primo subtus testaceo; thorax fuscus antice lineolis duabus parvis testaceis; abdomen elongatum basi compressum, gibbum apice conicum, acutum; alæ albidæ, macula magna medio fusca; pedes simplices pallidi femoribus nigris.



palpi (fig. 4 *c*) 4-jointed, and scarcely longer than the lobe; the mentum is subcordate, the labium obtusely pointed at the tip, and the labial palpi small and 3-jointed, the middle joint the shortest (fig. 4 *d*). The hind femora are moderately incrassated, without any spine on the under margin; the hind coxæ are produced into a small spine near the tip of the outer margin. The antennæ are inserted just above the mouth widely apart, the basal joint received, when at rest, in an oblique channel of the face between the eyes.

SPECIES 3—EUCHRYSIA PRASINA.

Capite et thorace viridibus, punctatissimis; scutello concolori punctis majoribus rotundatis creberrime impresso; metathorace et abdomine nitidis viridibus cæruleoque tinctis; pedibus viridibus; tarsis nigris, intermediis articulo basali parum crassiori subalbido, femoribus posticis subclavatis, apicem versus subtus submarginatis; alis hyalinis, venis nigricantibus.

Long. corp. lin. 3; expans. alar. antic. lin. 4½.

Habitat; in partibus Septentrionalibus Novæ Hollandiæ. In Mus. Hopeiano Oxoniæ.

GENUS—CHRYSEIDA.

(Spinola in Guérin, Magasin de Zoologie, 1840, Ins. pl. XLIII.)

SPECIES 1—CHRYSEIDA SUPERCILIOSA. Spinola.

The type of this Genus, from Cayenne, is described as a male, and is remarkable for the great development of the prosternum, which is concave on its upper side, 'formant une espèce de cuiller au fond de laquelle, la tête se retire en partie quand elle se repose, et où elle peut enfoncer toutes les parties de la bouche.'

The antennæ are 11-jointed; the second joint is, however, very minute, the five following cylindrical and elongated, and the four terminal ones much shorter, forming an elongated mass.

SPECIES 2—CHRYSEIDA AMAZONICA.

PLATE XXVI, FIG. 5.

Capite obscure cupreo, punctato; fronte in tubercula duo porrecta truncata, inter oculos, producta (fig. 5 *a*); thorace rude punctato viridi; abdomine nitido chalybæo, viridi paullo tincto; antennis nigris, articulo basali fulvo; pedibus 4 anticis nigris, geniculis apiceque tibiæ luteis; tibiis 2 posticis brunneis; tarsis omnibus luteis apice nigricantibus; alis pallide flavescens, nubila pallida mediana magis flavescens.

Long. corp. lin. 3; expans. alar. antic. lin. 5.

Habitat; Amazonia (Bates). In Mus. Hopeiano Oxoniæ.

The antennæ in the specimen figured are 11-jointed, but the second joint is very short, the third annular and almost indistinct, the four following joints large and of equal size, and the remaining three forming an oval mass not larger than the preceding joint.

GENUS—POLYCHROMA.

*Chalcodecti* *Wlk.* affine: corpus crassum; caput antice excavatum; oculi magni; antennæ mediocres 11-articulatæ, articulo primo longo, secundo præcedentis dimidium longitudine fere æquanti, tertio dimidium secundi, ultimis 8 sensim crassioribus, ultimo truncato, angulo supero in spinam brevem terminato; collare minutum; parapsides mesonoti bene distincti; postscutellum magnum; alæ anticæ vena radiali e subcostali haud valde remota; pedes 4 antiqui inermes; postici 2 coxis magnis, femoribus clavatis, subtus spinosis, tibiis curvatis; abdomen ovale apice acuto.

## SPECIES 1—POLYCHROMA HISTRIONICA.

## PLATE XXVI, FIG. 6.

Punctata, viridis, purpureo cupreoque variegata: antennis nigricantibus; femoribus anticis basi cæruleis, apice, tibiis anticis, pedibus totis intermediis, tibiisque posticis fulvis; tarsis fuscis articulo basali albedo; femoribus posticis cæruleis, subtus spinis 11 armatis; alis hyalinis parum fuscescentibus, apicibus iridescentibus.

Long. corp. lin. 4; expans. alar. antic. lin.  $7\frac{1}{2}$ .

Habitat; Brazil? In Mus. W. W. Saunders.

The head and collar of this very beautiful insect are green, finely punctured; the mesonotum is green, with a large coppery-purple spot in front, and a larger one between the parapsides, the sides of which are tinged with the same coppery-purple, which is also the colour of the large scutellum, which is marked with two oval green spots. The abdomen is chalybeous, very glossy, and varied with green and coppery-red and orange, of which colours are two large spots on the fifth and sixth segments of the abdomen; the sixth segment has a large spiracle near each of the anterior lateral angles. The antennæ (fig. 6a) have the basal joint long, the second moderately long and slender, the third and following gradually becoming shorter and somewhat broader, the last (eleventh joint) being the shortest and truncate at the tip, the apex being furnished with a small spur or spine on its under side. The hind femora are large and clavate, armed on the under side with eleven teeth, of which the middle ones are the largest. The curved tibiæ are received into a groove on the under side of the thighs, the inner edge of which groove is furnished with a row of eight small tubercles (fig. 6b).

## SPECIES 2—POLYCHROMA REGALIS.

## PLATE XXVI, FIG. 7.

Viridis, punctata, purpureo rufo-cupreoque variegata: scutello magno rufo-purpureo; antennis nigris, articulis duobus basalibus rufis; femoribus purpureo-piceis; tibiis fuscis, basi et apice posticarum tarsisque albidis; abdominis segmentis primo, quinto et sexto, utrinque macula cupreo viridique tincta ornatis; alis fuscescenti-hyalinis apice iridescentibus; femoribus posticis subtus denticulis circiter 26 armatis.

Long. corp. lin.  $3\frac{1}{2}$ ; expans. alar. antic. lin. 6.

Var. minor, paullo obscurior, femoribus posticis 24-25-denticulatis.

Habitat; Amazonia (D. Bates). In Mus. Hopeiano Oxoniæ.

This lovely insect differs from the preceding in the structure of the hind thighs, which are armed with a row of minute teeth, twenty-six in number, on each side of the groove, for the reception of the hind tibiæ (fig. 7a). The antennæ are destitute of the minute annular joints succeeding the second joint found in so many species of the family: they are distinctly 11-jointed, the eighth being the thickest and the eleventh the smallest, with a minute curved spur at its apex. The front of the mesonotum, the fore margins of the parapsides, and the large scutellum, with its lateral lobes, are rich coppery-purple.

## SPECIES 3—POLYCHROMA 16-DENTATA.

Capite et thorace æneis obscuris, purpureo parum tinctis, punctatissimis; abdomine chalybæo, nitidissimo, segmentis intermediis purpurascensibus basi transverse striolatis, sexto utrinque puncto impresso; antennis nigris, 11-articulatis, articulis quarto, quinto et sexto fulvis; pedibus nigro-æneis; tarsis luteis apice fuscis, femoribus posticis incrassatis, subtus 16-denticulatis; alis hyalinis, anticis nubila magna brunnea pone medium posita.

Long. corp. lin. 4; expans. alar. antic. lin. 7.

Habitat; Brazil, Para (Bates). In Mus. W. W. Saunders.

## SPECIES 4—POLYCHROMA 7-DENTATA.

Capite æneo, facie aurea, occipite nigricante; antennis nigris; thorace rude punctato; mesothorace cæruleo-viridi, dorso cupreo; scutello magno convexo, purpureo, apice viridi; abdomine elongato-conico, nitidissimo, dorso chalybæo-purpureo versus basin magis cuprescenti, basi ipsa magis aureo-viridi, apice nigro; pedibus 4 anticis chalybæo-nigris; tarsis articulo basali albido; coxis posticis viridi-cæruleis nitidis, femoribus cupreis, clavatis, subtus 7-dentatis; tibiis posticis æneis basi fulvis; tarsis albis apice fuscis; alis hyalinis.

Long. corp. lin. 3; expans. alar. antic. lin.  $4\frac{1}{2}$ .

Habitat; Amazonia (Bates). In Mus. Hopeiano Oxoniæ.

## SPECIES 5—POLYCHROMA CUPRESCENS.

Capite et thorace obscure-æneis, punctatissimis; scutello cuprescente; metathorace cærulescenti, nitido; abdomine breve ovato-conico, supra cupreo-nitidissimo, basi aureo purpureoque tincto; antennis nigris, articulis intermediis fulvis; pedibus 4 anticis nigro-æneis; tarsis basi albis; pedibus posticis, cum coxis et femoribus, nigro-æneis; tibiis basi articuloque basali tarsorum albis, femoribus posticis clavatis, 16-denticulatis; alis hyalinis; pone medium parum fuscescentibus.

Long. corp. lin. 3; expans. alar. antic. lin.  $4\frac{3}{4}$ .

Habitat; Australasia, Melbourne (D. Bakewell). In Mus. Hopeiano Oxoniæ (olim nostr.)

## GENUS—PELECINELLA.

(Westw. Trans. Ent. Soc. Lond. 1868, Proc. p. 35.)

Callimomi affine: corpus fœminæ longissimum, fere filiforme; caput subglobosum; antennæ (fig. 8 a) thoracis longitudine 11-articulatæ, articulis secundo et tertio minutis, quarto longo subcompresso, reliquis sensim decrescentibus; collare capite duplo longius valde angustatum; abdomen longissimum, gracillimum, segmentis secundo et tertio parum crassioribus, reliquis compressis; apice lobis 2 magnis foliaceis terminato (figs. 8 b, 8 c\*\*), oviductus exsertus fere abdominis longitudine curvatus; alæ anticæ ramo stigmatali fere punctiformi; pedes 4 antiqui graciles; 2 postici apice tibiæ et articulo basali tarsorum dilatatis.

## PELECINELLA PHANTASMA.

(Westw. Trans. Ent. Soc. Lond. loc. cit. p. 36.)

## PLATE XXVI, FIG. 8.

Nigra, punctata: abdomine chalybæo; collaris lateribus rufis, abdomine nitido; pronoto, metanoto et petiolo transverse striatis, segmento sequente purpureo; alis translucidis; tarsorum posticorum articulis 4 apicalibus albis.

Long. corp. lin. 12; expans. alar. antic. lin.  $7\frac{1}{2}$ .

Habitat; ad ripas flum. Amazonum (Bates). In Mus. Hopeiano Oxoniæ.

## GENUS—THAUMASURA.

(Westw. Trans. Ent. Soc. Lond. 1868, Proc. p. 36.)

Cleonymo et Epistenia affine: antennæ (fig. 9 a) graciles 11-articulatæ, articulo secundo mediocri, tertio minuto, quarto longo, reliquis sensim attenuatis; thorax subovalis; abdomen segmentis 5 basalibus brevibus, massam ovalem fingentibus; duobus apicalibus gracillimis tubulum capite et thorace duplo longiorem pro receptione oviductus formantibus; alæ anticæ ramo stigmatali brevi, apice furcato; femora compressa; tarsi simplices; oviductus abdomine a quarta parte longior.

The mandibles (fig. 9 a) are trigonate, the inner margin obtusely 3-dentate; the maxillary palpi (fig. 9 b) with the second and fourth joints elongate; the labial palpi (fig. 9 c) apparently only 2-jointed.

## THAUMASURA TEREBRATOR.

(Westw. Trans. Ent. Soc. loc. cit.)

PLATE XXVI, FIG. 9.

*T. purpureo-chalybæa*, punctata: metathoracis lateribus et abdominis basi cupreo tinctis; antennarum articulis intermediis pedibusque rufis, alis anticis sub stigmatate fusco parum nebulosis; abdominis segmento sexto 5 præcedentibus simul sumptis longitudine æquali, septimo longiore et tenuiore; tibiis posticis extus curvatis serrulatis.

Long. capitis, thoracis et segm. 5 basal. abdom. lin. 5; segm. 2 apical. abdom. lin. 7; expans. alar. antic. lin. 9½.

Habitat; Australasia, partib. Austral. In Mus. Hopeiano Oxoniæ (olim nostr.)

## GENUS—SOLENUMA.

(Westw. Trans. Ent. Soc. Lond. 1868, Proc. p. 36.)

*Thaumasuræ* affine: antennæ (fig. 10 *a*) capite vix duplo longiores, 11-articulatæ, apicem versus paullo crassiores articulo secundo parvo, tertio minuto; corpus breve compactum; abdomen segmentis 3 basalibus massam elongato-ovalem, thoracis magnitudine formantibus, reliquis tubulatis; quarto 3 basalibus simul sumptis longitudine æquali, cylindrico, quinto præcedente duplo brevior, sexto 4 basalibus simul sumptis æquali, septimo minuto; terebra paullo ultra abdominis apicem extensa (fig. 10 *b* apex abd. latere visus); pedes breves simplices.

## SOLENUMA TELESCOPICA.

(Westw. Trans. Ent. Soc. loc. cit.)

PLATE XXVI, FIG. 10.

*S. chalybæa punctatissima*: abdomine purpurascente; segmento tertio et sequentibus carina media distinctis; antennis nigris, pedibus obscure rufis; alis immaculatis.

Long. capitis, thoracis et segm. 3 basal. abdom. lin. 4; segm. 4 apical. abdom. lin. 7; expans. alar. antic. lin. 7.

Habitat; Java (D. Horsfield?). In Mus. Hopeiano Oxoniæ.

## GENUS—EUCHARISSA.

(Westw. Trans. Ent. Soc. Lond. 1868, Proc. p. 36.)

*Eucharidi* affine: caput transversum antice dense lanatum; antennæ capite duplo longiores 16–22-articulatæ, plumosæ vel serratæ; thorax subglobosus; abdomen brevissimum petiolo brevi; pedes breves simplices.

Obs.—This is the only genus in the whole of the immense number of species forming the family Chalcididæ, which has the antennæ formed of more than thirteen joints.

## SPECIES 1—EUCHARISSA SPECIOSA.

(Westw. Trans. Ent. Soc. 1868, Proc. p. 37.)

PLATE XXVII, FIG. 3.

Antennis 22-articulatis (fig. 3 *a*), nigris; capite et thorace læte viridibus, hoc antice canaliculato et transverse striato; abdomine et pedibus luteis, femoribus et petiolo obscurioribus; alis pallide fuscescentibus.

Long. corp. lin. 4; expans. alar. lin. 10.

Habitat; Cape of Good Hope. Mecum communicaverunt D.D. Klug (cum nomine '*Eucharis speciosa*,' Kl. MS.) et March. Maxim. Spinola.

## SPECIES 2—EUCHARISSA NATALICA.

(Westw. l. c.)

*E. antennis 16-articulatis, nigris; ænea, areolato-punctata; abdomine nigro nitido, postice luteo; pedibus albidis; femorum basi fusca.*

Long. corp. lin.  $2\frac{1}{2}$ ; expans. alar. antic. lin. fere 6.

Habitat; Natalia. In Mus. Hopeiano Oxoniæ (olim nostr.) ✓

## SPECIES 3—EUCHARISSA STIGMATICA. ]

PLATE XXVII, FIG. 2. *hardly*

*Viridis, rude punctata: thorace brevi ovali, convexo, antice haud canaliculato; abdomine compresso ovali aurato-viridi, pedunculo mediocri; antennis nigris 22-articulatis, articulo, tertio et reliquis biramosis, ramis internis brevioribus (fig. 2a); externis ante apicem spinula armatis; pedibus albidis femoribus nigricantibus apicibus pallidis; alis brunneo subhyalinis, stigmatate et vena stigmaticali fuscis. (Mas.)*

Long. corp. lin. 3; expans. alar. antic. lin.  $6\frac{1}{2}$ .

Habitat; Caffraria. In Mus. Reg. Holm. Dom. Stålio mecum benevole communicata.

## SPECIES 4—EUCHARISSA CUPRIFRONS.

*Capite cupreo, lateribus lævibus; antennis nigris, 18-articulatis articulis 3-13 intus in ramulum acutum productis; thorace aureo-viridi convexo, antice haud longitudinaliter canaliculato, transverse striolato, et in medio cupreo antice tincto; scutello valde convexo; pedunculo abdominis coxisque posticis viridibus; pedibus luteis, femoribus (apicibus exceptis, nigris, unguibus et pulvillis tarsorum nigris; alis et stigmatate ut in *E. stigmatica* coloratis; abdomine luteo-fusco nitidissimo. (Fœm.)*

Long. corp. lin. 3; expans. alar. antic. lin.  $6\frac{1}{2}$ .

Habitat; Caffraria. In Mus. Reg. Holm.

## GENUS—PRIONOPELMA.

(Westw. Proc. Zool. Soc. April 14, 1835, No. 28, p. 51.)

*Caput latum, antice subtridentatum; antennæ 11-articulatæ; articulis secundo et tertio fere æqualibus, minutis, reliquis 8 longitudine sensim decrescentibus; abdomen sessile, oviductu corpore fere duplo longiore, vaginulis pilosis; pedes graciles, intermediis crassioribus cum tibiis paullo curvatis, calcari valido armatis; tarsis intermediis dilatatis.*

OBS. 1.—Hoc genus oviductu elongato Callimomem cum Eupelmo (pedibus intermediis) conjungit.

OBS. 2.—Genus Phlebopenes, (Perty), Del. An. Art. Brasilæ, p. 132, pl. XXV, fig. 11, his insectis etiam affine; differt, secundum descriptionem auctoris laudati, antennis filiformibus tantum 9-articulatis, primo satis elongato, secundo valde brevi, sequentibus indistinctis, ultimis involutis; femoribus etiam compressis, mediis apicem versus paullo dilatatis; an Callimomi conjungendum?

## SPECIES 1—PRIONOPELMA VIRIDIS.

(Westw. Op. cit. supra.)

*Aureo-viridis purpureo nitens; abdomine nitido, femoribus viridi-nigris; tibiis tarsisque obscurioribus, geniculis pedum intermediarum albidis; antennis nigris; alis pallide fulvescentibus, in medio paullo obscurioribus, venis fuscis.*

Long. corp. lin.  $3\frac{1}{2}$ ; oviductus  $5\frac{1}{2}$ ; expans. alar. antic. lin. 6.

Habitat; Brazilia. In Mus. Dom. Hope.

## SPECIES 2—PRIONOPELMA LONGICAUDATA.

PLATE XXVII, FIG. 4.

Viridis: abdomine chalybæo, basi fulvo; oviductu longissimo toto corpore fere quintuplo longiori, supra recurvo; thorace antice retuso, mesonoto antice declivi, rugis transversis delicatulis substriatis; facie pone antennas purpurea in medio depressione parva rotundata, nec canaliculata; antennis 11-articulatis, filiformibus, nigris, articulo basali basi fulvo, secundo et tertio parvis fere æqualibus, ultimis sensim brevioribus et gracilioribus; collare et mesonoto antice purpureis, hujus dorso maculis duabus nigris oblongis; scutello punctato; lateribus thoracis sub alas purpureis; abdominis segmento basali fulvo-rufo, ultimo viridi; femoribus anticis nigris, viridi-tinctis; tibiis tarsisque fulvo-fuscis, illis subtus linea obscuriori media notatis; femoribus mediis luteis, tibiis fulvis, apicibus tarsisque fuscis; femoribus posticis fulvis, tibiis tarsisque nigris; alis pallide fuscescentibus; abdomine subtus articulis tribus basalibus fulvis, reliquis aureo-viridibus.

Long. corp. lin. 4; oviduct. lin. 19; expans. alar. antic. lin. 7½.

Habitat; Para (Bates). In Mus. Britann.

## SPECIES 3—PRIONOPELMA LONGICOLLIS.

PLATE XXVII, FIG. 1.

Cærulea, viridi parum tincta: lateribus thoracis pedibusque omnibus brunneo-fulvis; capite splendide viridi, occipite et margine postico punctis minutis, facie majoribus; mandibulis antennisque nigris, harum articulis primo et secundo cæruleis; collari splendide purpureo impunctato, profunde semicirculariter impresso; mesonoto oblongo viridi, minute punctato, purpureoque tincto, maculis duabus oblongis nigris transverse striatis; abdomine chalybæo nitido lateribus viridibus, apice purpureo; subtus in medio fulvo; oviductus vaginis nigris setosis, corpore triplo longioribus; prosterno viridi; pedibus (coxisque pedum anticorum) fulvo-rufis; coxis posticis supra viridibus, infra aurantiis; alis hyalinis præsertim basin versus melleo tinctis, venis fuscis, nebulisque longitudinalibus paullo obscurioribus; antennis gracilibus 11-articulatis (fig. 1 a); tibiis mediis calcari magno tarsisque crassioribus instructis (fig. 1 b.)

Long. corp. lin. 6½; oviduct. lin. 21; expans. alar. antic. lin. 9½.

Habitat; Para (Bates). In Mus. Britann.

## GENUS—OODERA.

Prionopelmæ affine, differt pedibus anticis raptorii, collare elongato locoque natali orientali. Caput antice bicanaliculatum; antennæ longæ filiformes 11-articulatæ, articulis secundo et tertio brevibus, quarto longo, quinto et reliquis sensim brevioribus et paullo gracilioribus; collare oblongo subovale postice contractum; meso- et metathorace massam oblongo-ovalem postice truncatam formantibus; abdomen elongatum, basin versus apiceque angustatum; oviductus fere corpore toto longitudine æqualis; pedes antichi subraptorii; coxis elongatis, femoribus clavatis subtus spinulis minutis armatis; tibiæ mediæ ad apicem crassiores, calcari magno instructæ; tarsi medii ad basin subtus paullo dilatati; pedes postici longi simplices.

## SPECIES 1—OODERA GRACILIS.

PLATE XXVII, FIG. 9.

Cæruleo-purpurea, thoracis dorso viridi, nigro variegata, delicate punctata: abdomine nitido cæruleo basi purpurascente; pedibus anticis viridi-cæruleis, intermediis obscure cæruleis, geniculis calcaribusque brunneis, posticis cæruleis femoribus rufis; alis fusco-hyalinis.

Long. corp. lin. 7½; oviduct. lin. 6; expans. alar. antic. lin. 9½.

Habitat; Rosenberg, Aru. In Mus. Hopeiano Oxoniæ, e Mus. Reg. Lugdunensi mihi benevole communicata.

## SPECIES 2—OODERA RUFIMANA.

Capite antennisque nigris, articulo secundo piceo; collare purpurascente, transverse striatulo, lateribus in medio angulatis; thorace punctato viridi, parapsidibus mesonoti et postscutello cuprescentibus; abdomine longo, depresso chalybæo, lateribus viridi nitentibus; oviductu collari duplo longiori nigro; coxis anticis æneis, femoribus testaceis supra æneo-nitidis, subtus setis nigris marginatis; tibiis tarsisque fulvis; pedibus intermediis obscure fulvis, tibiis ante apicem obscurioribus; pedibus posticis obscure testaceis; femoribus versus apicem piceis, apice ipso albido, tibiisque ante apicem obscurioribus; alis subhyalinis venis fuscescentibus; anticis nubila media paullo obscuriori.

Long. corp. lin. 5; oviduct. lin. 1; expans. alar. antic. lin. 6.

Habitat; Cambogia (Mouhot). In Mus. W. W. Saunders.

## SPECIES 3—OODERA OBSCURA.

Tota obscure ænea: abdomine breviori depresso chalybæo, oviductu brevissimo; trochanteribus 4 posticis, tarsisque omnibus albidis apice fuscis; alis hyalinis venis nigricantibus.

Long. corp. lin.  $2\frac{1}{2}$ ; expans. alar. antic. lin. 3.

Habitat; —? In Mus. W. W. Saunders.

## GENUS—BELONEA.

Præcedentibus affine: caput transversum; antennæ (fig. 5 a) graciles sat longæ, 11-articulatæ, articulo primo longo, secundo elongato, tertio brevissimo, quarto ad apicalem modice elongatis, sensim brevioribus et gracilioribus; collare transversum medio antice angulariter productum; abdomen elongatum obconicum, segmento ultimo in tubulum elongatum productum, oviductus apicem solum tegente; pedes antici longi, femoribus crassis subtus prope apicem incisus, pedes intermedii longi simplices; postici femoribus brevioribus crassioribus et curvatis subtus inermibus; tibiis tarsisque elongatis.

## SPECIES 1—BELONEA AUSTRALICA.

PLATE XXVII, FIG. 5.

Nigra punctata: abdomine puniceo-rufo nitidissimo, segmentis secundo, tertio et quarto parum transverse subrugosis; antennis nigris, articulis tertio, quarto et quinto pedibusque rufis; coxis posticis nigris; alis hyalinis maculis duabus discoidalibus nebulaque longitudinali pallidiori fuscis.

Long. corp. lin.  $6\frac{1}{2}$ ; expans. alar. antic. lin. 7.

Habitat; South Australia (Damell). In Mus. Hopeiano Oxoniæ.

## SPECIES 2—BELONEA FEMORALIS.

PLATE XXVII, FIG. 7.

Obscure purpureo-nigra, viridique variegata: thorace opaco; antennis nigris, medio albidis; pedibus viridibus, femoribus rufis; alis hyalinis pallide lutescentibus, maculis duabus rotundatis fuscis; capite postice declivi, obscure purpureo; antennarum articuli quarti dimidio apicali, quinto et sexto albidis, reliquis 5 sensim brevioribus et tenuioribus; collare transversum, carina media acuta, maculis duabus mesonoti et metanoto obscure viridibus; abdomine nitidissimo, nigro-chalybæo, basi purpurascenti, segmentis intermediis utrinque macula sericea viridi vel cærulea notatis; elongato, sensim acuminato, segmento ultimo tubulum tenuem longum formante; oviductu ultra apicem tubuli duas lineas extenso; pedibus valde elongatis, femoribus anticis parum incrassatis

subtus ante apicem incisus; tibiis intermediis calcari unico instructis, articulo basali tarsorum intermediarum vix reliquis crassiori basi albido.

Long. corp. lin.  $4\frac{1}{2}$ – $6\frac{1}{2}$ ; tubuli lin.  $1\frac{3}{4}$ – $2\frac{1}{4}$ ; oviduct. apic. lin.  $1\frac{1}{4}$ – $2$ ; expans. alar. antic. lin.  $7$ – $10\frac{1}{4}$ .

Habitat; New Guinea, Mysol, Aru (Wallace). In Mus. W. W. Saunders.

Obs.—Mas differt magnitudine multo minori, femoribus præsertim posticis crassioribus abdomineque e segmento basali et tubulo apicali tantum, ut videtur, constanti, illo plano nitidissimo thorace angustiori et multo (fere dimidio) breviori, apice in medio marginis postici angulato, lateribusque deflexis et angulato productis; tubuloque apicali (longitudine capitis et thoracis) valde angusto plano, ut videtur exarticulato, apice deflexo et acuto.

Long. corp. cum tubulo apicali lin.  $3\frac{1}{2}$ – $5\frac{1}{4}$ .

Habitat; Waigiou (Wallace). In Mus. Hopeiano Oxoniæ et W. W. Saunders.

#### SPECIES 3—BELONEA BREVICAUDATA.

Præcedenti maxime affinis at minor: abdomine brevior; pedibus magis rufis, tubulo apicali abbreviato; oviductu pone tubulum vix quartam partem lineæ extenso.

Long. corp. cum oviduct. lin.  $4\frac{1}{4}$ .

Habitat; Mysol (Wallace). In Mus. W. W. Saunders.

#### GENUS—LYCISCA.

(De Romand, Guérin, Mag. de Zool. 1840, pl. XLIII; *Proglochis*, Philippi in Stettin, Ent. Zeit. vol. xxxii. p. 288.)

Antennæ breves 11-articulatæ, articulo secundo fere tertiam partem articuli primi æquanti; tertio minuto, quarto secundo parum longiori, quinto et reliquis longitudine parum decrescentibus, ultimo indiviso apice acuminato; collare quadratum, longitudine latitudinem ejus æquanti, aut antice parum attenuatum; meso- et metathorax massam oblongam formantes; abdomen elongatum depressum, segmentis apicalibus subito angustatis et elongatis; pedes graciles femoribus anticis clavatis intus prope apicem emarginatis; tibiæ et tarsi intermedii simplices.

This genus is very nearly allied to *Cleonymus* Latr., *Hetroxys* Westw., and especially to *Epistenia* Westw.<sup>1</sup>, which is a shorter and more compact form, but with similarly formed 11-jointed antennæ, and with the three terminal segments of the abdomen attenuated.

#### <sup>1</sup> GENUS—EPISTENIA.

(Westw. in Griffith, Animal Kingdom, Insecta, vol. ii. p. 432.)

Antennæ 11-articulatæ, articulo secundo mediocri, tertio parvo, quarto secundo majori, reliquis 7 subæqualibus, ultimo indiviso; facies in medio canaliculata; collare breve transversum capite paullo angustius; thorax subquadratus; abdomen subelongatum depressum, segmentis quinto et reliquis subito angustatis, caudam brevem formantibus; pedes graciles, antici femoribus simplicibus.

#### SPECIES 1—EPISTENIA CÆRULEATA.

(Westw. in Griffith, Animal Kingdom, l. c. supra, pl. LXXVII, fig. 3.)

Læte cærulea, viridi purpureoque parum tincta, rude punctata: segmento basali abdominis subnitido, obscure sanguineo; pedibus pallide testaceis, unguibus nigris; alis pallide luteo-fusco-hyalinis parum iridescentibus, venis fuscis, lateribus thoracis et abdominis albo setosis; collare transverso, femoribus anticis vix incrassatis.

Long. corp. lin.  $5\frac{1}{4}$ ; expans. alar. antic. lin.  $5\frac{1}{2}$ .

Habitat; Georgia, America. In Mus. Britann.



## SPECIES 1—LYCISCA RAPTORIA.

(De Romand, l. c. supra.)

Habitat; Cayenne. Olim in Mus. de Romand.

## SPECIES 2—LYCISCA ROMANDI.

(Westw. in Guérin, Mag. de Zool. 1841, Insectes, pl. LXXXIV.)

Cæruleo-nigra, punctatissima: capite postice et ad marginem internum oculorum aureo-viridi; antennis nigris; collaris margine postico, parapsidum et parapterum marginibus metathoraceque aureo-viridibus; abdomine supra plano, punctato, lateribus inflexis, supra cæruleo-nigro, apicibus segmentorum nitidissimis, subtus marginibus segmentorum aureo-viridibus et punctatis; pedibus brunneis; alis pallide infumatis, maculis duabus brunneis, subcostalibus postice lunula pallidiori connexis.

Long. corp. lin. 8; expans. alar. antic. lin. 9.

Habitat; Cayenne. Olim in Mus. de Romand, etiam in Mus. W. W. Saunders et Miers: indiv. in Mus. W. W. Saundersii abdomen habet longius et magis attenuatum quam in *L. ignicaudata*.

## SPECIES 3—LYCISCA IGNICAUDATA.

PLATE XXVII, FIG. 10.

Elongata, purpureo, chalybæo, viridi, cæruleoque variegata: antennis nigris 11-articulatis apice sensim crassioribus (fig. 10 a); segmentis apicalibus abdominis igneis; pedibus viridi-nigris, femoribus rufis apice viridibus; alis nubila magna media curvata extus dilatata, fusciscente; facie utrinque sulcata; collare subtrigono utrinque impresso, mesonoto fascia media interrupta viridi, metanoto in medio cæruleo, lateribus viridibus; abdomine cyaneo-purpurascens fascia sericea viridi ad basin segmenti tertii maculisque duabus rotundatis lateralibus segmenti quarti ejusdem coloris, dimidio apicali segmenti quinti et reliquis igneo-rufis ultimis valde attenuatis, sexto ad basin utrinque puncto rotundato instructo, septimo subtus utrinque producto et ad apicem octavi extenso (fig. 10 b, abdomine e latere viso).

Long. corp. lin. 7½; expans. alar. lin. 9.

Habitat; Para, Brazil (Bates et alior.) In Mus. Hopeiano Oxoniæ.

The abdomen is equal in length to one and two-thirds of the thorax, and the wings and abdomen are of equal length. The lateral view of the latter is given in fig. 10 b, shewing the remarkable structure of the terminal segments, the penultimate being extended as far as the extremity of the terminal joint, which, as well as the antepenultimate, is furnished with a minute spiracle on each side.

## SPECIES 2—EPISTENIA (Westw.) IMPERIALIS.

(Smith, Proc. Linn. Soc. vol. ii. p. 127.)

Capite thoraceque purpureis, rude punctatis; alis hyalinis; abdomine versicolori, segmentis apicalibus basi testaceis. Long. 7½ lines.

Habitat; Sarawak, Borneo.

Head and thorax of a rich purple, the metathorax with tints of bright green, the legs black, the apex of the joints rufo-piceous, as well as the apical joints of the tarsi. Abdomen of changeable hues, partaking of tints of blue, purple, violet, or green in different lights; the three basal segments deeply emarginate above, with central longitudinal depressions extending to their base; the ovipositor thick and pubescent, two-thirds of the length of the abdomen.

Appears to belong to Genus *Epistenia*, established by Westwood in Griffith, Animal Kingdom; if not, it is very closely allied.

## SPECIES 4—LYCISCA (?) NATALENSIS.

PLATE XXVII, FIG. 6.

Purpureo-cuprea, viridi variegata: abdomine nitido purpurascente-chalybæo; capite viridi; antennis (fig. 6a) 14-articulatis, nigris, articulis 7, 8, et 9 albis, articulo secundo brevi, tertio brevissimo, quarto longo, reliquis ad apicem sensim brevioribus, ultimo parvo conico; collare magno, ovali; abdomine obovato, depresso; alis pallide hyalinis, anticis punctis duobus subcostalibus ante medium maculaque magna pone medium fuscis; pedibus anticis coxis magnis, femoribus incrassatis subtus ante apicem emarginatis, testaceis viridi nitidis; femoribus posticis testaceis; tibiis viridescentibus; tarsis lutescentibus. (Mas.)

Long. corp. lin. 3; expans. alar. antic. lin. 4.

Habitat; Natalia. In Mus. Hopeiano Oxoniæ.

The African locality and the structure of the antennæ remove this insect from the other species of the genus. I am only acquainted, however, with females of the American species, and with the male of this African one.

## SPECIES 5—LYCISCA MACULIPENNIS.

(*Proglochis maculipennis*, Philippi in Stettin, Ent. Zeit. vol. xxxii. p. 289, and plate annex., fig. 3.)

Capite, mesonoto et scutello rude punctatis, rufo-cupreis; capite infra æneo; metanoto et abdomine metallico-cæruleis, apice nigris; mesosterno et coxis æneis, ventre violaceo; antennis nigris; pedibus rufescentibus; alis hyalinis, anticis fusco-bimaculatis; abdomine thorace quadruplo longiori.

Long. corp. 8 lin. = 17 mill.; expans. alar. antic. lin.  $7\frac{1}{2}$  = 16 mill.

Habitat; Chili, near Los Ulmos, in Prov. Valdivia.

## GENUS—METAPELMA.

(Westw. Proc. Zool. Soc. 26 May, 1835, No. 29, p. 69.)

Thorax ante alas elongatus, declivis; antennæ 11-articulatæ, graciles fere thoracis longitudine apicem versus paullo crassiores, apice ipso oblique truncato; abdomen compressum, oviductu exserto, abdominis longitudine; pedes intermedi longiores, femoribus paullo retro-curvatis; tibiis calcari longo instructis; tarsis vix dilatatis subtus ciliatis, articulo primo longiore; postici crassiores tibiis tarsorumque basi valde dilatatis compressis.

Obs. 1.—Genus Eupelmo<sup>1</sup> affine.

Obs. 2.—Dua species hujus generis, Europæ meridionalis incolæ, a cel. Försterio editæ sunt.

## SECTION 1—SPECIES AMERICANA.

## SPECIES 1—METAPELMA SPECTABILIS.

(Westw. Op. cit. p. 69.)

Capite thoraceque viridibus, cupreo-nitentibus; antennis nigris; abdomine nigro, chalybæo purpureoque nitente; pedibus quatuor anticis ferrugineis viridi subnitentibus; tarsis intermediis fuscis ad basin albidis;

<sup>1</sup> Speciem permagnam hujus generis in Mus. Dom. W. W. Saunders hic describam:—

## EUPELMUS EXCELLENS.

Viridis: thorace sericeo; mesonoti parapsidibus antice declivibus purpureo longitudinaliter vittatis; abdomine elongato depresso, thorace parum angustiore, lateribus fere parallelis, chalybæo-nigro lateribus apiceque aureo-viridibus; antennis nigris, articulo basali viridi; pedibus nigris, intermediis rufis; tibiis sensim crassioribus apice nigro; tarsis intermediis compressis, nigris, articulo basali lato, reliquis ad apicem attenuatis; alis lutescentibus.

Long. corp. lin.  $4\frac{3}{4}$ ; expans. alar. antic. lin. 6.

Habitat; Brazil, Para (Bates). In Mus. D. W. W. Saunders.

pedibus duobus posticis fuscis, femoribus basi rufis; tibiis basi albis; oviductu nigro; alis pone medium nebula vix infumatis.

Long. corp. lin.  $2\frac{1}{4}$ ; oviduct. lin. 1; expans. alar. antic. lin.  $3\frac{3}{4}$ .

Habitat; Georgia, America. In Mus. Britann.

## SECTION 2—SPECIES ASIATICÆ.

### SPECIES 2—METAPELMA GLORIOSA.

#### PLATE XXVII, FIG. 8.

*Ænea*, cæruleo purpureo et cupreo variegata: antennis nigris, 11-articulatis (fig. 8a) articulis secundo et tertio brevibus, quarto longo, reliquis sensim brevioribus et crassioribus; capite sub lente minutissime granulato punctisque majoribus, facie albo sericanti; collari trigono; abdomine segmentis intermediis utrinque cæruleo maculatis, oviductu abdomine cum thorace longitudine æquanti; calcari et tarsi intermediis (basi crassis) rufescentibus; tibiis posticis nigris basi albis, dimidio apicali membrana magna extus rotunda nigra instructis; tarsi albis, basi articuli primi et apice ultimi nigris; alis pallide hyalinis, apicibus obscurioribus.

Long. corp. lin. 5; oviduct. lin.  $4\frac{1}{2}$ ; expans. alar. antic. lin. 8.

Habitat; Insula Philippinensis, Luzon, Camiguin (D. Semper). In Mus. D. Semper, Altonæ.

### SPECIES 3—METAPELMA RUFIMANA.

Præcedenti multo minor et obscurior at simillima: tibiis posticis fere e basi sensim dilatatis; pedibus quatuor anticis rufis; oviductu breviori; alis anticis apice fuscis; mesonoto magis cupreo-purpurascenti.

Long. corp. lin. 3; long. oviduct. lin.  $1\frac{1}{2}$ .

Habitat; Sarawak, Borneo (Wallace). In Mus. W. W. Saunders.

### SPECIES 4—METAPELMA TAPROBANÆ.

Thorace nigro, æneo et cupreo variegata; abdomine piceo, basi supra cupreo parum tincto; mesopleuris macula elongato-conica alba notatis; pedibus 4 anticis rufis, tarsi nigris, articulo primo ad basin albo; coxis pedum 2 posticorum æneis, femoribus nigris, basi albis; tibiis in spatulam rotundam clavato-compressis, nigris, basi albis; tarsi posticis albidis, dimidio basali articuli primi articuloque ultimo nigris.

Long. corp. lin. 5; oviduct. lin.  $2\frac{1}{2}$ ; expans. alar. antic. lin.  $6\frac{1}{2}$ .

Habitat; Ceylon. In Mus. Reg. Hafniæ.

### SPECIES 5—METAPELMA OBSCURATA.

Nigra, subænea, purpureoque parum tincta: metathorace magis æneo; abdomine subchalybæo nitido; thorace brevior et angustior, supra plano apice acuto; mesothorace latitudine longior, parapsidibus elevatis longis et parallelis, scutoque inter parapsides angusto utrinque sulcato; oviductu abdomine dimidio brevior; antennis pedibusque nigris, intermediis elongatis femoribus apice albidis; tibiis piceis calcari longo articuloque basali tarsorum albidis, hoc compresso, reliquis ad apicem attenuatis; pedibus posticis compressis, femoribus parum clavatis apice albo, tibiis dilatatis femoribus latioribus, nigris basi albis, tarsi compressis e basi ad apicem sensim angustioribus; alis pallide hyalino-fuscescentibus.

Long. corp. lin. 3; oviduct.  $\frac{3}{4}$  lin.; expans. alar. antic. lin. 4.

Habitat; India Orientalis. In Mus. Hopeiano Oxoniæ.

## SUB-FAMILY—EUCCHARIDES.

The twenty-eighth Plate of this work is devoted to a series of remarkable insects belonging to the family Chalcididæ, closely allied to the Eurytomides, but in general distinguished by the great, and often abnormal development of the hinder parts of the thorax, and often also by the strongly pectinated antennæ of the males. The typical genus is *Eucharis* of Fabricius, but several others have been separated, including *Thoracantha* Latr., *Stilbula* Spinola, *Schizaspidia* Westw., and *Gallaria* Brullé; (*Psilogaster* Blanchard is identical with *Stilbula*).

The generic distribution of the group is, however, at present unsettled, and can only be established upon a more careful investigation of the characters of the species than has hitherto been given to them; thus, in the typical species *Eucharis adscendens*, a native of Europe, and also introduced into the British list, I have been unable, after repeated dissections, to discover any normally formed maxillæ or labium, the mouth being apparently closed by membrane; the mandibles of this species are represented in pl. XXVIII, figs. 15 *a* ♀, 15 *b* ♂. In the insect figured under the name of *Schizaspidia rudis* (fig. 5), the mandibles are armed with strong teeth (fig. 5 *b*), and the maxillæ and labium, with their palpi (figs. 5 *c*, 5 *d*), are well developed. The antennæ vary in nearly every species, as may be observed on inspecting the twenty-eighth plate, in which I have added figures of the antennæ of several species not represented; thus, fig. 15 *c* represents the antennæ of the male, and 15 *d*, that of the female, of the type, *Eucharis adscendens*. Fig. 13 represents the 12-jointed antenna of the male of *Eucharis Volusus* (Entomologist, pl. P, fig. 1 *c*); the intermediate joints being bifurcate, with the inner branch shorter than the outer. Fig. 14 *a* represents the antenna, apparently 9-jointed, of the male, and 14 *c*, that of the female, apparently 11-jointed, of *Eucharis Zalates* (ibid. fig. 4 *a*, and fig. 4 *b*), in both of which the last apparent joint (or more probably only that of the male) is made up of the three ordinary terminal joints closely soldered together.

## GENUS—SCHIZASPIDIA.

(Westw. Proc. Zool. Soc. 26 May, 1835, p. 69.)

Corpus breve crassum; antennæ breves crassæ, 13-articulatæ, articulis secundo et tertio fere æqualibus, quarto ad decimum interne serratis, reliquis 3 in unum coalitis; scutellum magnum, postice supra abdomen productum et ejus dimidium basale superans, ad apicem furcatum; abdomen thorace paullo majus, supra planum, pedunculo (fere tertiam partem abdominis longitudine æquante) ad thoracis angulo apicale declive affixum.

Obs.—Perilampum (habitu) cum Eucharide (scutello armato) conjungens.

## SPECIES 1—SCHIZASPIDIA FURCIFERA. (Westw. l. c.)

## PLATE XXVIII, FIG. 2.

Capite et thorace æneis; facie canali profundo pro receptione antennarum, his fulvo-albidis (fig. 2 *a*) articulo secundo et tertio parvis feræ æqualibus, quarto ad decimum intus acute producto-serratis, undecimo, ut videtur, 3-annulato; mesothoracis scuto et parapsidibus semicirculariter striatis; scutello et postscutello longitudinaliter sulcatis; hoc in cornu retro producto dimidium abdominis æquante, apice bifurcato; abdomine brevi cyaneo, apice fulcescente; pedibus fulvo-albidis; alis hyalinis, anticis nubila transversa pone medium brunnescente. (Fœmina?).

Long. corp. lin. 2 $\frac{3}{4}$ ; expans. alar. antic. lin. 5.

Habitat; India Orientalis, Bengalia. In Mus. Britann.

Variat (sexus alter?) magnitudine minori; antennis magis serratis; thorace profundius sulcato; abdomine toto fulvo.

## SPECIES 2—SCHIZASPIDIA RUDIS.

PLATE XXVIII, FIG. 5.

Nigra : capite brevi lato, thoraci antice arcte applicato ; antennis capite vix longioribus 12-articulatis fuscis, articulo basali fulvo, secundo tenui sed tertio longiori, hoc et reliquis brevibus distinctis sensim incrassatis et setosis (fig. 5 *a*) ; mesothoracis scuto grosse punctato, parapsidibus indistinctis ; scutello, basi longitudinaliter striato, postice areolato ; postscutello in cornu crasso, striato, producto, apice furcato, furcis curvatis apice obtusis, dimidium abdominis attingentibus ; abdominis pedunculo brevi cylindrico, abdomine subgloboso, nitido ; pedibus rufis ; alis cinereo-hyalinis in medio antice fusco-tinctis ; vena radiali distincta fusca, fere transversa.

Long. corp. lin.  $1\frac{2}{3}$  ; expans. alar. antic. lin. 3.

Habitat ; South Australia (Angas). Rarissima. In Mus. Hopeiano Oxoniæ.

The mandibles of this species are very sickle-shaped (fig. 5 *b*), with two strong teeth on the inner edge, of which the second is truncated. The maxillæ (fig. 5 *c*) are terminated by a long narrow membranous blade, which unite and form a tubular defence for the labium. The maxillary palpi are long, slender, 4-jointed, the last joint slightly clavate. The mentum (fig. 5 *d*) is slender and tubular, as is the labium, the labial palpi 2-jointed, the second joint slightly clavate. The front of the thorax is vertical and concave, forming a saucer-shaped space for the reception of the head. Fig. 5 *e* represents the insect seen sideways, with the limbs removed.

## SPECIES 3—SCHIZASPIDIA PLAGIATA.

(Westw. MS ; Walker, Trans. Ent. Soc. 3rd Ser. vol. i. p. 385.)

PLATE XXVIII, FIG. 11.

Nigra : thorace grosse punctato fulvo, 8-maculato ; mesothoracis postscutello in tubercula dua brevia obtusa divergentia terminato ; metanoti lateribus in cornua dua parum arcuata apice obtusa productis ; capite transverso, supra lævi, inter oculos longitudinaliter striolato ; facie impressa et supra os transverse striolata ; antennis 12-articulatis, articulis duobus basalibus flavidis, reliquis nigris ; tertio ad undecimum ramum longum supra singulatim emittenti, duodecimo longitudine rami præcedentis ; pedunculo brevi ; abdomine ovali subcompresso, nigro-æneo nitido ; alis pallide flavo-fuscescentibus ; pedibus flavido-albidis ; tarsorum articulo apicali fusco.

Long. corp. lin.  $2\frac{2}{3}$  ; expans. alar. antic. lin. 5.

Habitat ; Para. In Mus. Britann.

## SPECIES 4—SCHIZASPIDIA CAFFRA.

PLATE XXVIII, FIG. 12.

Capite nigro, subæneo ; facie impressa et supra semicirculariter striolata ; antennis nigris 12-articulatis, articulo primo satis longo, secundo parvo, tertio obconico, quarto ad undecimum singulatim ramum longum setosum emittente, duodecimo longitudine rami præcedentis ; thorace æneo valde convexo ; mesoscuto parasidibus indeterminatis, transverse striolato ; scutello indistincto, postscutello convexo, longitudinaliter striato, spinis duabus rectis armato ; pedunculo mediocri ; abdomine parvo compresso, chalybæo, nitidissimo ; pedibus piceis femoribus nigris ; alis hyalinis, vena radiali minuta pallide fusca.

Long. corp. lin. 2 ; expans. alar. antic. lin. 4.

Habitat ; Caffraria. In Mus. Hopeiano Oxoniæ, e Mus. Reg. Holm. communicata.

The obliteration of the parasides and scutellum, and the simple third joint of the antennæ, together with the peculiar armature of the postscutellum, distinguish this insect from all the other species of the sub-family.

## SPECIES 5—SCHIZASPIDIA (?) MACULATA.

PLATE XXVIII, FIG. 1.

Capite nigro-æneo, punctato; antennis gracilibus simplicibus obscure fulvis, articulo secundo brevi, tertio longiori, 4-8 parvis subæqualibus; thorace luteo-fulvo, punctato, dorso mesonoti nigro maculato; postscutello semicirculari, macula ovali media nigra, apice in spinas duas parvas producto; metathorace fere verticale; abdomine obscure luteo, dorso nigro nitido, brevi, lato, pedunculo mediocri deflexo; alis hyalinis; venis fuscis; pedibus pallide luteis. (Fœmina?).

Long. corp. lin. 2; expans. alar. antic. lin. 5.

Habitat; Brasilia. 'Du midi de la Capitainerie de Goyaz.' In Mus. Jardin des Plantes, Paris.

## GENUS—THORACANTHA.

## SPECIES 1—THORACANTHA APTA.

(Walker, Trans. Ent. Soc. Lond. 3rd Ser. i. p. 384.)

PLATE XXVIII, FIG. 3.

Atra, crassa, abbreviata: capite brevi transverso; antennis (maris) nigris basi luteis, capitis latitudine sublongioribus, articulo primo crasso, secundo minuto, tertio ad undecimum brevissimis, singulo ramum longum bescentem emittente, duodecimo (ultimo) longitudine rami articuli præcedentis; thorace gibbo; mesonoti scuto cum parapsidibus semicirculariter striolatis; scutello longitudinaliter striato, serieque transversa punctum distincto; postscutello in spinas duas laterales acutissimas ad apicem abdominis extensis (spatio intermedio emarginato); pedibus pallide fulvis; alis limpidis venis pallidis, radiali fere oblitterata; abdominis petiolo assiusculo, abdomine parvo compresso.

Long. corp. lin.  $1\frac{2}{3}$ ; expans. alar. antic. lin.  $3\frac{3}{4}$ .

Habitat; Amazonia, Santarem et Villa Nova (Bates). In Mus. Britann. et Hopeiano Oxoniæ.

## SPECIES 2—THORACANTHA FLAVICORNIS.

(Walker, Trans. Ent. Soc. Lond. 3rd Ser. vol. i. p. 382.)

PLATE XXVIII, FIG. 4.

Nigra: thorace luteo-villoso; capite brevi, antennis fulvis, apicem versus paullo crassioribus, articulis 10, articulo primo longo, secundo brevi, tertio longiore ad basin angustato, quarto ad nonum fere æqualibus, decimo articulo exarticulato (fig. 4 a); mesonoti scuto transverso striato; scutello bilobato sulco medio longitudinali, postscutello in lobos duos latissimos, fere longitudine abdominis, apice rotundatis; in singula costa elevata submarginali; pedunculo robusto striato longiusculo; abdomine valde compresso, thorace paullo longiori; pedibus pallide flavis; alis limpidis.

Long. corp. lin. 2; expans. alar. antic. lin. 4.

Habitat; Amazonia, Villa Nova (Bates). In Mus. Britann.

It is necessary to observe that the figure of this species is taken from the typical specimens in the British Museum described by Mr. Walker, who has omitted to allude to the luteous villose clothing of the thorax,—a character occurring in no other species of the great family to which it belongs. Fig. 4 b represents the side view of the insect with the limbs cut off.

## SPECIES 3—THORACANTHA ACULEATA. (Mas.)

PLATE XXVIII, FIG. 9.

Nigro-cærulea, nitida: capite brevi transverso punctato; antennis nigris, brevibus 12-articulatis, articulis duobus basalibus fulvis, articulis tertio ad undecimum in mare ramum longum emittente, duodecimo longitudine rami præcedentis; fœminæ simplicibus articulo primo brevi, secundo brevissimo; reliquis 10 fere æqualibus (fig. 9 a); mesothoracis scuto semicirculariter striato dorso rugoso; postscutello valde elongato, abdomen longe superanti, nitidissimo, in spinas duas acutissimas, longitudinaliter carinatas producto; pedunculo mediocri; abdomine compresso; alis limpidis, venis fere inconspicuis; spinis mesonoti brevioribus; pedibus fulvis.

Long. corp. ad apicem spinarum thoracis lin.  $2\frac{1}{2}$ .

Habitat; Brasilia, in Mus. Swainson olim; Amazonia (Bates), in Mus. Hopeiano Oxoniæ; 'Du midi de la Capitainerie de Goyaz,' in Mus. Jardin des Plantes, Paris.

SYN.: (Mas.) *Thoracantha flabellata*. Westw. in Proc. Zool. Soc. Lond. April 14, 1835, No. 28, p. 52 (nec *Euch. flabellata* Fab.)

(Fœm.) *Thoracantha aculeata* Westw. MS. in Coll. Jardin des Plantes, Paris; Blanchard in Cuvier Règne An. Ed. Crochard. Ins. pl. CXIII, fig. 8.

## SPECIES 4—THORACANTHA CORONATA.

PLATE XXVIII, FIG. 10.

Æneo-nigra: capitis vertice in cornua dua obtusa elevato; oculis conoideis lateribus porrectis (fig. 10 a); antennis brevibus, luteo-fuscis, 12-articulatis, articulo secundo minuto, tribus ultimis in massam ovalem vix articulo præcedente majorem, coalitis (fig. 10 b); mandibulis valde falcatis, palpis gracillimis; mesothoracis scuto valde gibboso, parapsidibus valde distinctis semicirculariter striatis; scutello longitudinaliter striato; serieque transversa punctorum notato; postscutello longitudinaliter striatello angulisque posticis in cornua dua longa arcuata apice acuta, abdomine paullo longiora, productis; pedunculo abdomine dimidio breviori; hoc ovali compresso nigro; pedibus gracillimis, flavo-albidis, coxis nigris; alis hyalinis stigmatate parvo obscuro.

Long. corp. lin.  $2\frac{1}{2}$ ; expans. alar. antic. lin.  $4\frac{1}{2}$ .

Habitat; America Meridionali, Bahia et Amazonia. In Mus. Hopeiano Oxoniæ.

## SPECIES 5—THORACANTHA BATESELLA.

PLATE XXVIII, FIG. 8.

Purpureo-cyanea, opaca, punctata: capite <sup>coronæ five punct.</sup> transverso tenue punctato; antennis gracilibus, in utroque sexu 11-articulatis; in mare articulo primo longo fulvescenti, secundo minuto, reliquis fuscis, tertio elongato ramum longum ad apicem emittenti, quarto ad decimum similiter ramosis, undecimo longitudine rami præcedentibus (fig. 8 a); in fœmina filiformibus, articulo tertio longissimo, reliquis 8 brevibus clavam tenuem formantibus (fig. 8 b); thorace ovali, metathoracis scuto subquadrato, in medio sulcato; scutello sulcato serieque transversa punctorum notato, postscutello in utroque sexu in spinas duas magnas crassas subarcuatas, granulosas, apice acutas, et ad apicem abdominis attingentes, sordide luteas, basi purpureas, emittente; pedunculo longo tenui cyaneo cylindrico; abdomine ovali compresso nigro; pedibus luteo-albidis; alis hyalinis, radio parvo fusco.

Long. corp. lin. 3; expans. alar. antic. lin. 5.

Habitat; Amazonia (Bates). In Mus. Hopeiano Oxoniæ.

## GENUS—EUCCHARIS.

## EUCCHARIS DEPRIVATA.

(Walker, *Annals Nat. Hist.* 3rd Ser. vi. p. 359.)

PLATE XXVIII, FIG. 6.

Mas. Viridis cupreo varia, rude punctata: facie longitudinaliter striata; antennis longis luteo-fuscis basi pallidis, gracilibus 12-articulatis, articulo secundo minuto, tertio ad undecimum ramum longum gracilem singulatim emittente; duodecimo longitudine rami præcedentis articuli; thorace gibbo; mesonoto postice in tuberculum conicum parum prominens elevato; pedunculo longo cylindrico viridi; abdomine fusiformi compresso castaneo subtus pallidiori; pedibus pallide flavis longis gracilibus; alis cinereo-hyalinis nubila substigmaticali brunnea.

Fœmina major: antennis longis gracilibus fuscis articulo basali fulvescenti, secundo minuto, reliquis 10 simplicibus sensim brevioribus (fig. 6 a); coloribus obscurioribus, pedunculo abdominis breviori, abdomine piceo.

Long. corp. maris lin. 2; expans. alar. antic. lin.  $4\frac{1}{3}$ .

Habitat; Ceylon; valde communis (D. Thwaites). In Mus. Hopeiano Oxoniæ.

## GENUS—STILBULA. (Spinola.)

## STILBULA PEDUNCULARIS.

PLATE XXVIII, FIG. 7.

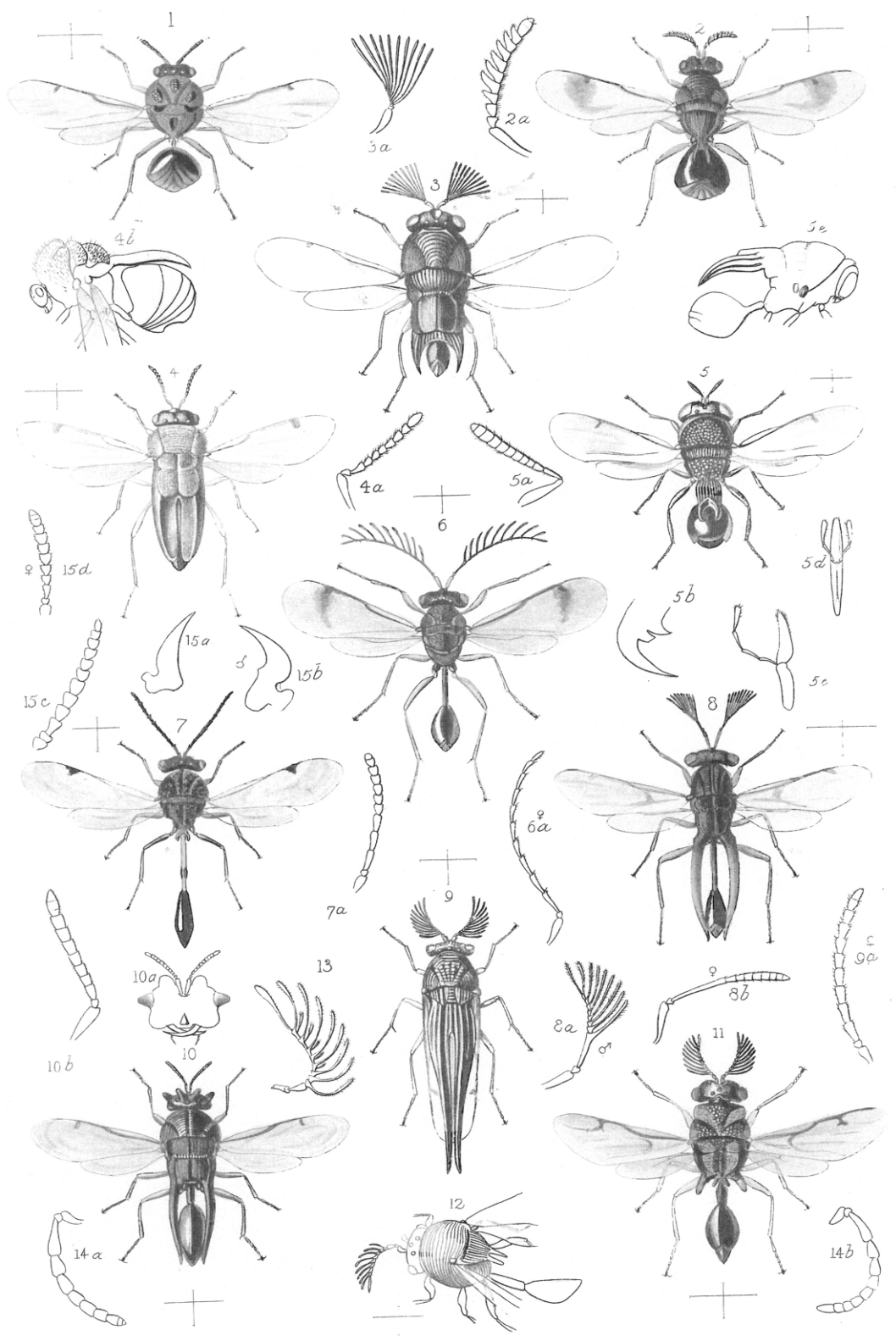
Obscure cuprea viridi parum diversa, punctata: capite brevi transverso; facie in medio excavata pro receptione antennarum; antennis longis gracilibus, in utroque sexu simplicibus 12-articulatis, articulo primo parum elongato, secundo brevissimo, tertio longo, reliquis in mare filiformibus, in femina sensim abbreviatis, ultimis submoniliformibus (fig. 7 a); thorace gibboso ovato; mesothoracis scuto in medio sulco longitudinali, parapsidibus magnis; postscutello trigono, in cornu tenui breve apice furcato producto, furcis obtusis; pedunculo longo, tenui albido, pone medium nigro annulato; abdomine pedunculo parum breviori subclavato compresso nigro nitido; pedibus lutescentibus, femoribus in medio obscurioribus; alis hyalinis iridescentibus, radio in maculam trigonam dilatato.

Fœmina major, obscurior, pedunculo breviori.

Long. corp. lin.  $2\frac{3}{4}$ ; expans. alar. antic. lin.  $3\frac{1}{3}$ .


Habitat; South Australia (Angas). In Mus. Hopeiano Oxoniæ.




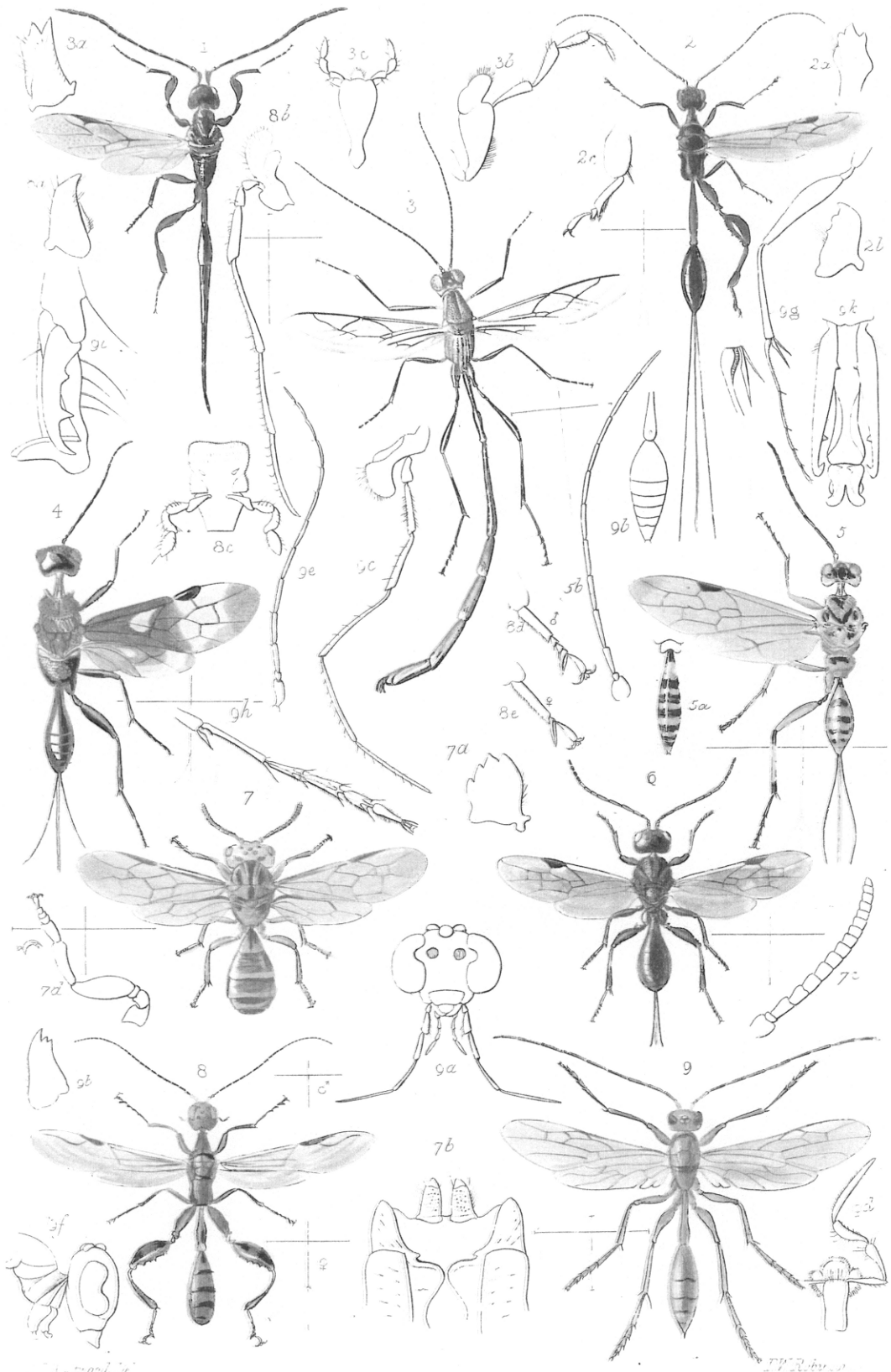



Wetwood Del


E. V. Roberts Co












C. C. Walker - 1872

E. V. R. 1872



J. O. Westwood, Del.

E. W. Robinson, Sc.