

DANIELE GIANNETTI <sup>a§</sup> - ENRICO SCHIFANI <sup>a§</sup> - CRISTINA CASTRACANI <sup>a\*</sup> - MARTINA GHIZZONI <sup>a</sup> -  
 MARCO DELAITI <sup>b</sup> - FRANCESCO PENNER <sup>b</sup> - FIORENZA A. SPOTTI <sup>a</sup> - ALESSANDRA MORI <sup>a</sup> -  
 CLAUDIO IORIATTI <sup>b</sup> - DONATO A. GRASSO <sup>a</sup>

## ASSESSING ANT DIVERSITY IN AGROECOSYSTEMS: THE CASE OF ITALIAN VINEYARDS OF THE ADIGE VALLEY

<sup>a</sup> *Department of Chemistry, Life Sciences & Environmental Sustainability, Parco Area delle Scienze, 11/a, University of Parma, I-43124 Parma, Italy*

<sup>b</sup> *Technology Transfer Centre, Fondazione Edmund Mach, Via E. Mach, 1, 38010 San Michele all'Adige (TN), Italy*

\*Corresponding Author: [cristina.castracani@unipr.it](mailto:cristina.castracani@unipr.it)

§ These authors contributed equally

Giannetti D., Schifani E., Castracani C., Ghizzoni M., Delaiti M., Penner F., Spotti F.A., Mori A., Ioriatti C., Grasso D.A. - Assessing ant diversity in agroecosystems: the case of Italian vineyards of the Adige Valley

Agroecosystems have gained a dominant position on worldwide land-use, and therefore preserving their biodiversity is crucial for environmental sustainability. Ants are one of the most widespread groups of terrestrial arthropods, and, thanks to their significant diversification, they are considered as a good proxy group for biodiversity monitoring, also in agroecosystems. Vineyards are economically valuable cultures widespread worldwide, and hosting many ant species, that provide meaningful ecosystem services and disservices. Despite the important role that ants play in these agroecosystems, ant biodiversity in vineyards is still poorly studied, especially in Italy. In this context, we present a first detailed quantitative and qualitative assessment of the ant fauna of Italian vineyards from the Adige Valley based on pitfall traps data, and discuss the results in comparison with the few other similar assessments from Europe and other continents. We document an assemblage of 22 species (7-16 per orchard), mostly dominated by three disturbance-tolerant species (including an introduced species). Vineyards' ant faunas appear to be rather heterogeneous worldwide, mainly following local ecological and biogeographical constraints, and the role that most ant species play in these agroecosystems is presently unknown.

KEY WORDS: vines; biodiversity monitoring; myrmecofauna; Prealps.

### INTRODUCTION

Since agriculture has become a dominant category of land usage worldwide, crop management practices have become a decisive factor to preserve the environment (TILMAN *et al.*, 2001; GREEN *et al.*, 2005; TSCHARNTKE *et al.*, 2005; FIRBANK *et al.*, 2008). Overlooked for decades, insect and arthropod decline and its severe potential outcomes on ecosystems functioning recently attained much attention showing the need for a deeper commitment in the development of effective monitoring systems in contexts with different anthropic impacts (BURGIO & SOMMAGGIO, 2007; CAMPANARO *et al.*, 2011; BURGIO *et al.*, 2015; DIRZO *et al.*, 2014; HALLMANN *et al.*, 2017; LEATHER, 2017; PIZZOLOTTO *et al.*, 2018; HOMBURG *et al.*, 2019). While agricultural transformations may play a key in this process, diversity and distribution of the arthropodofauna in cultivated areas is still insufficiently documented.

Wine grapes (*Vitis vinifera* L.) are a widespread cultivated species of important economic value, whose cultivated surface is likely to increase in the future due to climate change (HANNAH *et al.*, 2013; MORIONDO *et al.*, 2013). European vineyards alone cover 3.2 million ha representing 45% of the world's total areas under vines and 1.8% of the total utilized agricultural area. Over 20% of them is located in Italy (688,000 ha), representing about 5% of the total utilized agricultural surface (SAU) of the country (EUROSTAT, 2017; ISTAT, 2019). Under conventional management practices, establish-

ment of viticulture is often associated with notable negative impacts on soil and local biodiversity, and thus may represent a serious conservation threat in certain contexts (ALTIERI & NICHOLLS, 2002; FAIRBANKS *et al.*, 2004; HILTY & MERENLENDER, 2004; COULOUMA *et al.*, 2006; HILTY *et al.*, 2006; HILDENBRANDT *et al.*, 2008; COLL *et al.*, 2011; LAWRENCE *et al.*, 2011; ROSADO *et al.*, 2013). However, implementing correct agro-ecological practices can be an effective way to address some of these issues (VIERS *et al.*, 2012): for example, organic viticulture may allow richer communities of organisms to thrive, both within the vineyards themselves and in neighboring forested areas (e.g. GAIGHER & SAMWAYS, 2010; COLL *et al.*, 2012; KEHINDE & SAMWAYS, 2014; CAPRIO *et al.*, 2015; MASONI *et al.*, 2017; DAANE *et al.*, 2018).

Due to their high diversity and strong ecological impacts, ants are considered an important group for biodiversity monitoring in both natural and anthropic impacted ecosystems, including agroecosystems (e.g. PECK *et al.*, 1998; DE BRUYN *et al.*, 1999; AGOSTI *et al.*, 2000; LACH *et al.*, 2010; GIBB *et al.*, 2017), where they provide impactful services and disservices. For example, they may control other arthropods, fungi or even weeds (e.g. RISCH & CARROL, 1982; BARAIBAR *et al.*, 2011; OFFENBERG & DAMGAARD, 2019) and favor foliar uptake of nitrogen (e.g. PINKALSKI *et al.*, 2018), but may also favor mutualistic pest species (e.g. PEKAS *et al.*, 2010; CALABUIG *et al.*, 2013; DAO *et al.*, 2014). As a result, ants can be employed as biocontrol agents in

some cases (e.g. WAY & KHOO, 1992; PENG *et al.*, 2010; CHOATE & DRUMMOND, 2011; OFFENBERG, 2015; CASTRACANI *et al.*, 2017; SCHIFANI *et al.*, 2020), but they can be target of control strategies in other situations (e.g. TOLLERUP *et al.*, 2004; GREENBERG *et al.*, 2013). The balance between negative and positive effects of the ant presence in agroecosystems is variable, and it depends on many factors (e.g. STYRSKY & EUBANKS, 2006). In the last two decades, several studies began to investigate the role of ants in Italian agroecosystems and their possible use as bioindicators (e.g. CASTRACANI & MORI, 2006; OTTONETTI *et al.*, 2008; LA PERGOLA *et al.*, 2008; SANTINI *et al.*, 2011; MASONI *et al.*, 2017; CAMPOLO *et al.*, 2015; CASTRACANI *et al.*, 2015; SCHIFANI *et al.*, 2020). However, most contexts of the highly diversified Mediterranean agriculture remain currently unexplored in this sense.

Accounts of the ant fauna inhabiting vineyards are available through scattered checklists from very different geographic regions. For example, ant check-lists in Australian and South American vineyards were provided by CHONG *et al.* (2011) and ROSADO *et al.* (2012; 2013), while in Europe some assessments were provided by BELTRÀ *et al.* (2017) in Spain, GONÇALVES *et al.* (2017) in Portugal and MASONI *et al.* (2017) in central Italy (Tuscany region). However, European vineyards are found under several different climatic conditions. Italy offers a great variety of climatic conditions in this sense: on one hand, vineyards can be found under hot temperate and subtropical temperate climate in Sicily, while they are affected by a sub-continental climate in the Prealpine river valleys (FRATIANNI & ACQUAOTTA, 2017). While MASONI *et al.* (2017) offered a first assessment from an Italian area characterized by a sub coastal temperate climate, we decided to investigate vineyards' ants at the northernmost latitudes of Italian viticulture, considering that ants colonizing vineyards under a sub-continental climate have never been documented elsewhere in Europe. Therefore, we conducted a first qualitative and quantitative assessment of ant diversity in vineyards from the Prealpine Adige Valley in Italy in order to provide a baseline overview and compare the results to the accounts from other geographic regions.

## MATERIALS AND METHODS

A total of 10 vineyards from the Adige Valley in northern Italy (region: Trentino-Alto Adige; cities: Rovereto and Trento), treated under conventional agriculture, were selected for this study (see Table 1).

The vines (Pinot grigio variety) were grown with a straight, single trunk and then trained onto a pergola system (Fig. I). The vineyards ground was permanently grass covered between the rows while chemical weed control was applied on a 50 cm strip under the vines. Grass was periodically mowed and mulched on place. Pest control was performed with repeated applications of fungicides and one or two insecticide treatments.

Our monitoring program was conducted from June to September 2016 (which is a good coverage of ants' activity season in the study area), focusing on two rows of each vineyard (each consisting of 16 vines). To obtain data on the arthropodofauna, we relied on pitfall traps (50-ml polypropylene Falcon vials) filled with 30 ml of propylene glycol. In each row, 12 traps were employed at a time: 4 placed on the vines' branches (B traps), 4 in the soil between two vines (S2 traps) and 4 at 1 m from the vines, between the rows (S1 traps) (Figs. II, III). Traps were replaced every 15 days, resulting in 7 sampling dates (from 07.06.2016 to 07.09.2016). Therefore, a total of 1680 traps were used (12 traps x 2 rows x 10 vineyards x 7 sampling dates).

Table 1- List of investigated vineyards.

Site name	Latitude and longitude	Altitude (m)
A: La Favorita	45.862860, 11.002325	175
B: De Bellat-Pulito	45.845952, 11.007980	155
C: Serravalle Campanella Alto	45.801827, 11.027747	210
D: Serravalle Campanella Basso	45.796905, 11.020143	135
E: Avio Depuratore	45.732027, 10.946634	130
F: Carnal Avio	45.739156, 10.941774	210
G: Avio Campepe Alto	45.753609, 10.984719	175
H: Avio Campepe Basso	45.752127, 10.984354	140
I: Marine	46.036315, 11.113790	215
J: Maso Grande Ravina	46.032534, 11.107437	260

Systematic identification was achieved using general dichotomous keys for arthropods and for soil microarthropods (CHINERY, 1986; AA VV, 2005). Specimens were recognized at different systematic levels depending on their taxon, but at least at order level. Ants were sorted and identified to species level and identification was achieved using the information provided by WAGNER *et al.* (2017) and SEIFERT (2018; 2020). Ants from the cryptic *Tetramorium caespitum* complex were initially not identified during 2016 as the taxonomy of this complex was still unclear (SCHLICK-STEINER *et al.*, 2006). After WAGNER *et al.* (2017) eventually provided taxonomic keys, only a part of the initial collection still remained in our possession. Since all available specimens were identified as *T. immigrans* (see Results), we refer as *T. cf. immigrans* to all the collected specimens from this group.

Species accumulation curves were computed using R 4.0.3 and the `specaccum()` function of the `vegan` package (OKSANEN *et al.*, 2017; R CORE TEAM, 2021).





Fig. I - Vines grown with a single straight trunk and trained onto a pergola system in one of the investigated vineyards.




Fig. II - Pitfall traps placed on vines' branches (1) and in the soil (2).

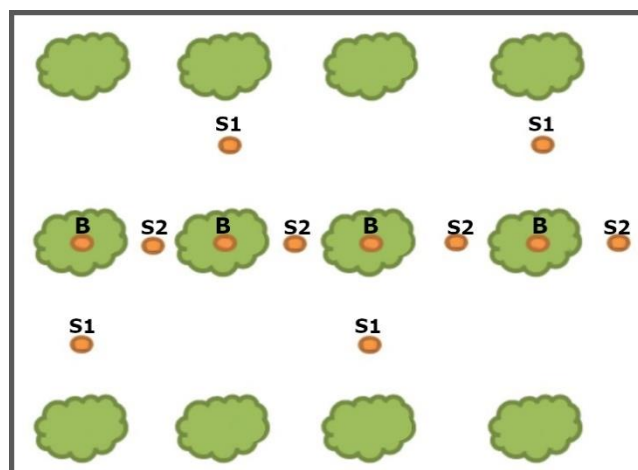


Fig. III - Traps placement in the vineyards' rows: B traps on the vines' branches, S1 traps between the rows and S2 traps between the vines.

Table 2 - Arthropod groups collected during the survey.

Class	Order	Tot. Ind. (n = 20,284)	% Ind.	Tot. Traps (n = 1,680)	% Traps
Arachnida	Acarina	135	0.7	85	5.5
	Araneae	1,210	6.5	526	31.3
	Opiliones	171	0.9	111	6.6
Crustacea	Isopoda	264	1.4	141	8.4
Hexapoda	Collembola	471	2.5	132	7.8
	Coleoptera, Adephaga	2,521	13.4	688	41.0
	Coleoptera, Polyphaga	1,137	6.1	395	23.5
	Coleoptera, larvae	401	2.1	243	14.5
	Dermaptera	168	0.9	115	6.8
	Diptera	1,036	5.5	473	28.1
	Hemiptera	274	1.5	202	12.0
	<b>Hymenoptera, Formicidae</b>	<b>10,501</b>	<b>56.0</b>	<b>1,228</b>	<b>73.1</b>
	Hymenoptera (other groups)	232	1.2	162	9.6
	Lepidoptera (adults)	21	0.1	18	1.1
	Lepidoptera (caterpillars)	85	0.4	65	3.9
	Neuroptera	9	0.0	9	0.5
Myriapoda	Diplopoda	25	0.1	19	1.3
	Chilopoda	74	0.4	67	4.0

## RESULTS

A total of 20,284 specimens were retrieved from the traps and they were classified into 19 major groups representing 15 orders of Arachnida, Crustacea, Hexapoda and Myriapoda classes (Table 2).

Among these groups, ants were the most abundant, consisting in 56% of all of the collected specimens (10,501), and the most frequent, found in 73% of the

traps, and these differences were averagely maintained through the entire sampling period (Table 2, Figs. IV, V).

Ants were represented by 22 species belonging to 16 genera and 3 subfamilies (Table 3).

The most abundant species, *F. cunicularia*, *L. niger* and *T. cf. immigrans* represented alone over 85% of the collected specimens, and among them *L. niger* was the most abundant during all the sampling dates (Figs VI, VII).

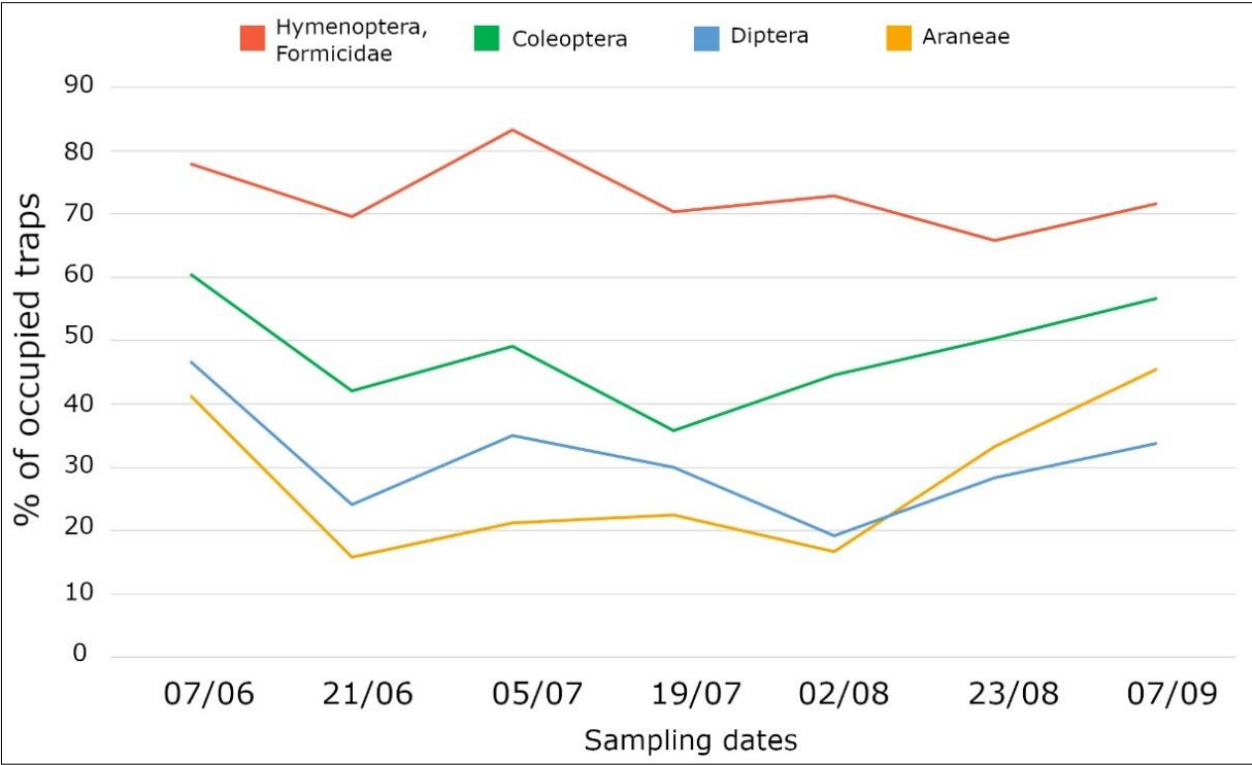


Fig. IV - Frequency of the four main arthropod groups among the traps retrieved in the seven sampling dates.

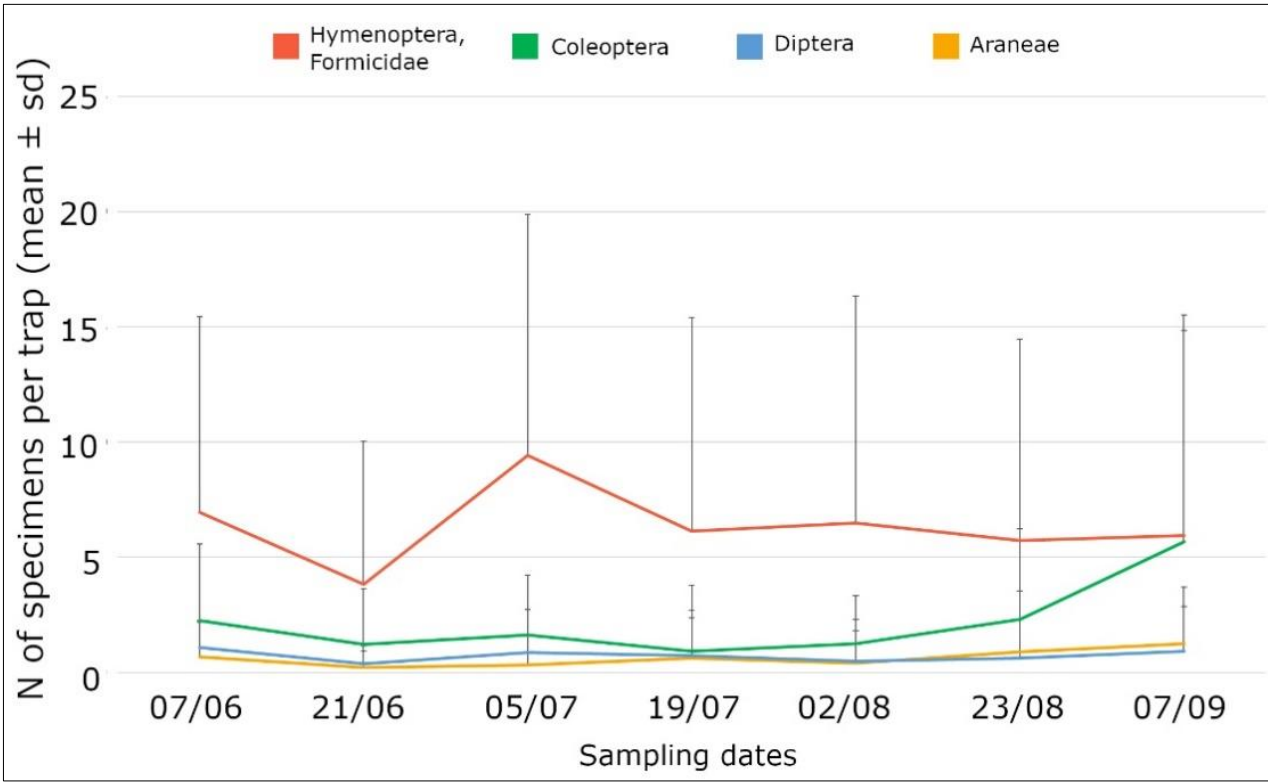


Fig. V - Arthropod specimens collected per trap during the seven sampling dates divided across the four main arthropod groups.



Table 3 - Ant species collected during the survey.

Subfamily	Species	Occupied sites (N=10)	Tot. Ind.	% Ind.	Branches traps (B)
Formicinae	<i>Camponotus aethiops</i> (Latreille, 1798)	1	4	0.0	
	<i>Formica cinerea</i> Mayr, 1853	4	19	0.2	X
	<b><i>Formica cunicularia</i> Latreille, 1798</b>	<b>10</b>	<b>1,169</b>	<b>11.1</b>	<b>X</b>
	<i>Lasius emarginatus</i> (Olivier, 1792)	2	4	0.0	X
	<i>Lasius fuliginosus</i> Latreille, 1798	3	4	0.0	
	<i>Lasius myops</i> Forel, 1894	3	7	0.1	X
	<b><i>Lasius niger</i> Linnaeus, 1758</b>	<b>10</b>	<b>6,170</b>	<b>58.7</b>	<b>X</b>
	<i>Plagiolepis pygmaea</i> (Latreille, 1798)	8	62	0.6	X
	<i>Polyergus rufescens</i> (Latreille, 1798)	3	64	0.6	
	<i>Aphaenogaster subterranea</i> (Latreille, 1798)	5	9	0.1	
Myrmicinae	<i>Crematogaster scutellaris</i> (Olivier, 1792)	4	4	0.0	X
	<i>Messor ibericus</i> Santschi, 1931	8	727	6.9	X
	<i>Myrmica sabuleti</i> Meinert, 1861	3	3	0.0	
	<i>Myrmica specioidea</i> Bondroit, 1918	3	5	0.0	X
	<i>Myrmecina graminicola</i> (Latreille, 1802)	7	114	1.1	
	<i>Pheidole pallidula</i> (Nylander, 1849)	7	334	3.2	X
	<i>Solenopsis fugax</i> (Latreille, 1798)	9	132	1.2	X
	<i>Strongylognathus testaceus</i> (Schenck, 1852)	3	3	0.0	
	<i>Temnothorax italicus</i> (Consani, 1952)	5	9	0.0	
	<i>Temnothorax unifasciatus</i> (Latreille, 1798)	4	5	0.0	X
	<b><i>Tetramorium cf. immigrans</i> Santschi, 1927</b>	<b>10</b>	<b>1,643</b>	<b>15.6</b>	<b>X</b>
	<i>Hypoponera eduardi</i> (Forel, 1894)	3	5	0.0	
Ponerinae					

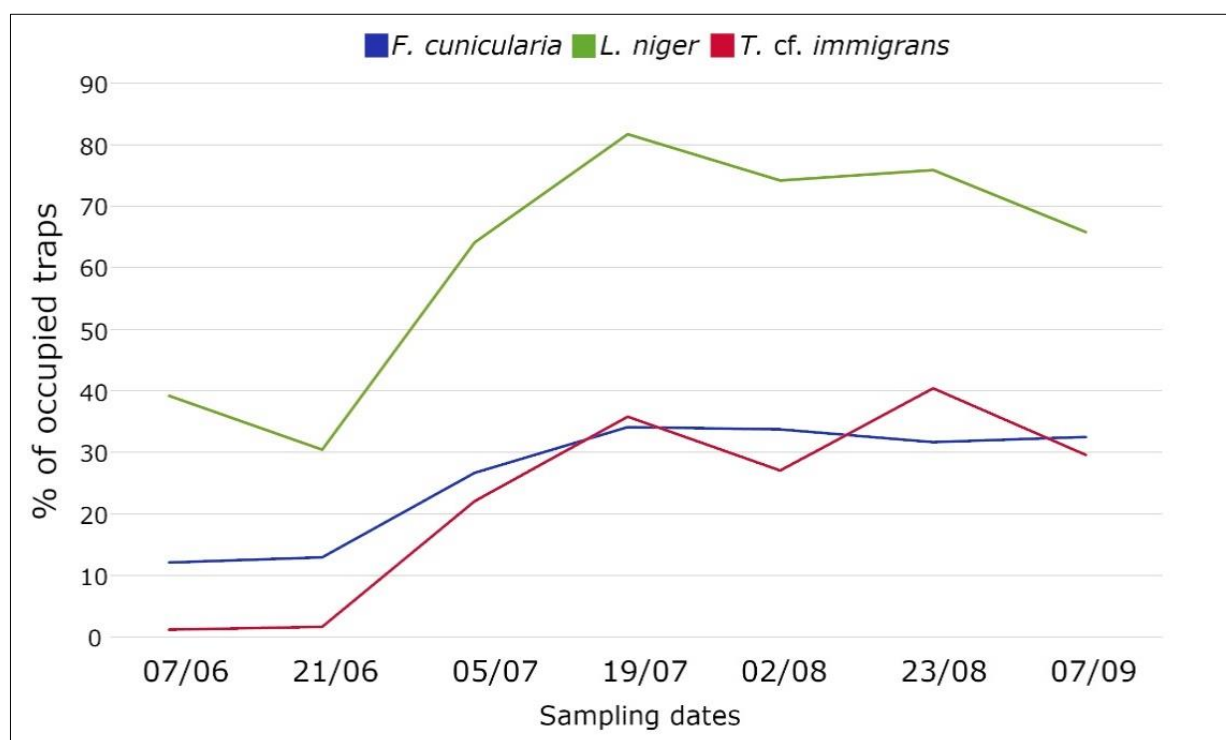


Fig. VI - Frequency on traps during the seven sampling dates of the three ant species detected in all orchards.

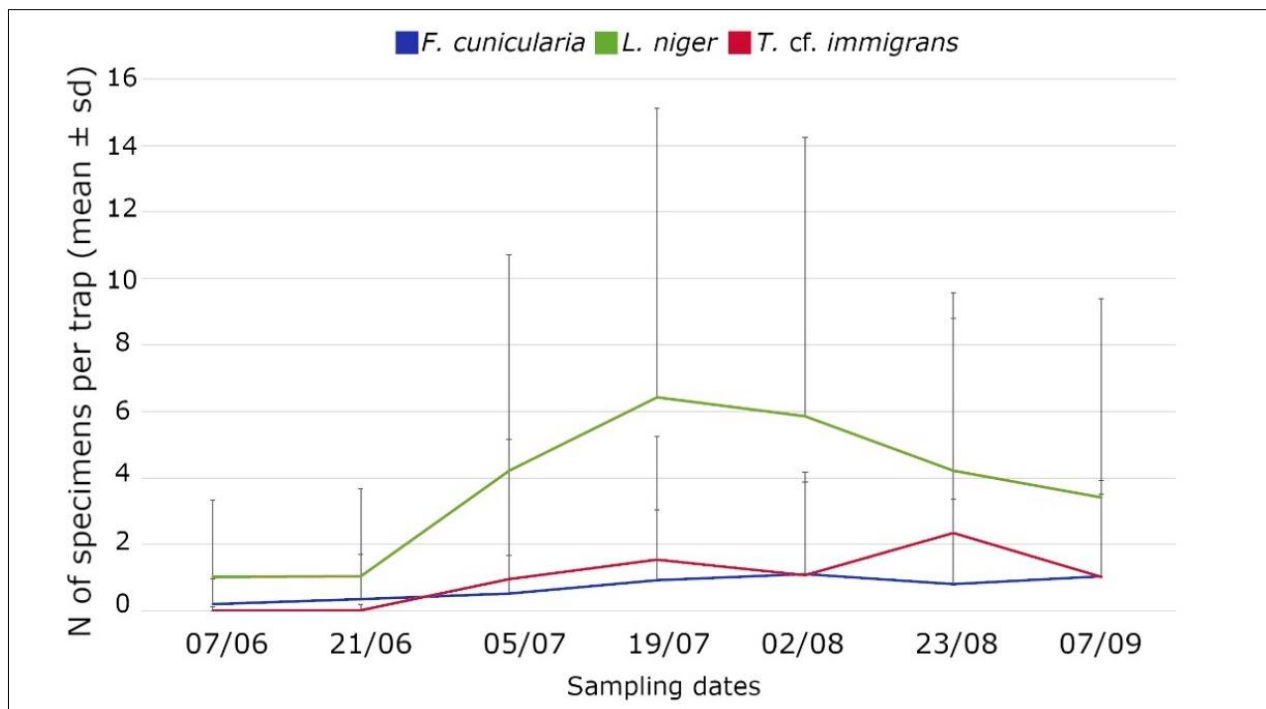


Fig. VII - Ant specimens collected per trap during the seven sampling dates for the three species detected in all vineyards.

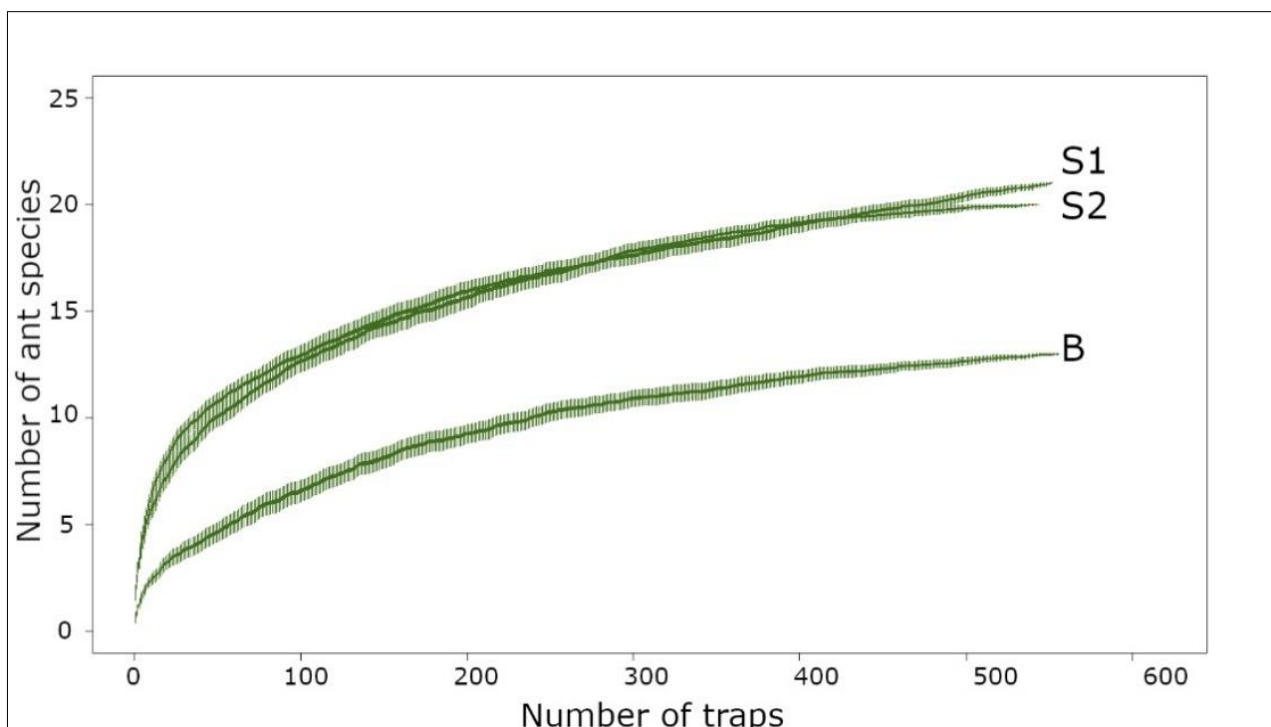


Fig. VIII - Species accumulation curves based on the number of ant species collected with traps placed in different positions. The vertical bars correspond to 30% of the standard error of the estimate.

The S1 and S2 traps yielded a comparable performance in terms of number of captured ant species (Fig. VIII), and together granted the detection of all of the species encountered during this study, while only a subset of 13 species was collected with B traps.

The number of species collected per vineyard varied

from 7 to 16, while *F. cunicularia*, *L. niger* and *T. cf. immigrans* were found in every vineyard. Species accumulation curves showed that the sampling effort determined a clear plateau for most vineyards, with the exception of site I (Fig. IX; Table 4).

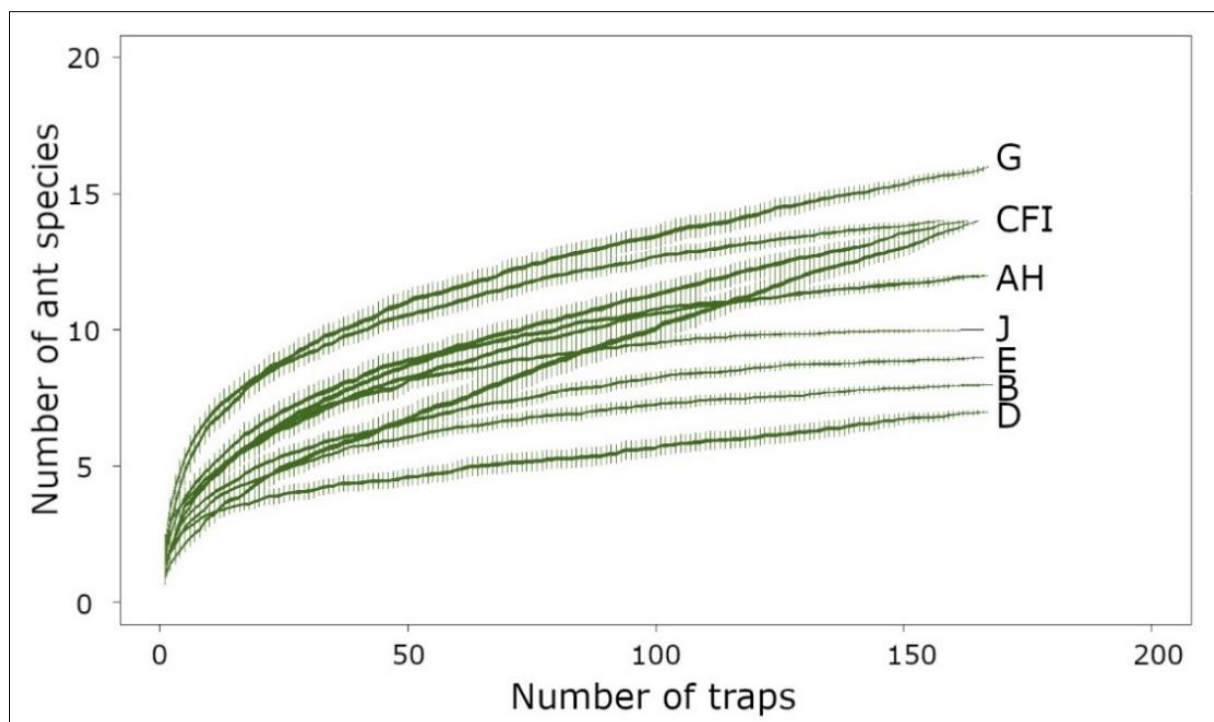


Fig. IX - Species accumulation curves based on the number of ant species collected at each site. The vertical bars correspond to 30% of the standard error of the estimate.

Table 4 - Diversity indexes of each site based on collected species and % of traps occupied by the three species present in each vineyard.

Site	Species richness	Shannon index ( $H$ )	Equitability index ( $E_H$ )	% traps <i>F. cunicularia</i>	% traps <i>L. niger</i>	% traps <i>T. cf. immigrans</i>
A	12	1.60	.31	68	69	41
B	8	1.28	.25	3	64	26
C	14	1.87	.37	34	59	32
D	7	1.00	.19	23	77	16
E	9	1.35	.26	36	71	14
F	14	2.39	.47	23	41	33
G	16	2.46	.48	27	71	14
H	12	1.62	.32	17	55	26
I	14	1.14	.22	7	67	14
J	10	1.64	.32	28	51	11

## DISCUSSION

As strongly documented from literature (e.g. AGOSTI *et al.*, 2000; LACH *et al.*, 2010), once again ants proved to be a convenient arthropod group for monitoring programs in agroecosystems, being consistently as the most abundant group in our survey. This study provides one of the few quantitative assessments conducted on the Italian ant fauna. We documented a moderately diverse fauna characterized by a high diversity of Formicinae and Myrmicinae (with a good diversity of *Lasius* genus, but also multiple species of *Formica*, *Myrmica* and *Temnothorax* genera) and by the notable absence of Dolichoderinae ants. We found an overwhelming prevalence of species characterized by very large distributions in Europe and beyond, only few Mediterranean taxa and no endemisms (JANICKI *et al.*, 2016; GUÉNARD *et al.*, 2017). This picture is not particularly different from that of recent sur-

veys conducted on the Po Plain, but we detected no Eastern-Mediterranean species and even fewer Mediterranean or South European taxa (CASTRACANI *et al.*, 2020). Moreover, it is worth noting that three notoriously disturbance-tolerant species, *F. cunicularia*, *L. niger* and the *T. cf. immigrans* were the most abundant species, as it was observed elsewhere in Northern Italy (CASTRACANI *et al.*, 2020). While *T. immigrans* is probably an introduced species in Italy (CASTRACANI *et al.*, 2020), the numerical dominance of these three species likely reflects their ability to fill empty niches created by human activities (see ARNAN *et al.*, 2018; 2021). Only about half (54%) of the species we recorded was also detected on the vines themselves through the use of traps placed on their branches. Species like *C. aethiops* or *T. italicus*, which habitually visit plants (SEIFERT, 2018; GIANNETTI



*et al.*, 2019), were probably only encountered on the soil just because of their low abundance. On the other hand, absence on the vines was expected for the social parasites such as the slave-maker *P. rufescens* or the inquiline *S. testaceus*, which are not active foragers. Other species such as *A. subterranea*, *H. eduardi* or *M. graminicola* were also not expected to climb into the vines because they usually forage on the soil surface or within the leaf litter (SEIFERT, 2018; GRASSO *et al.*, 2020). While *S. fugax* belongs to the same category (SEIFERT, 2018), its finding on vines was rather unexpected.

In comparison to the Australian and Brazilian vineyards' ant faunas, we detected much fewer ant species. CHONG *et al.* (2011) sampled 50 vineyards from different Australian regions, achieving a vast geographic coverage, and detected 147 species, estimating each vineyard to be inhabited by 30-40 species (but recording only 5-24 species in one of the sampled regions). At the same time, ROSADO *et al.* (2012) recorded 72 species in total in Brazil, from 21 to 50 per vineyard. Our numbers are far lower and the most represented genera are different from those detected in these surveys, but this is unsurprising considering the ecological and biogeographical patterns of ant diversity worldwide: ant diversity is notoriously higher in the tropics, where genera that are dominant in the temperate ecozone have a modest presence and vice-versa (e.g. see JANICKI *et al.*, 2016; GUÉNARD *et al.*, 2017).

On the other hand, possible comparisons with vineyards of the northern temperate ecosphere, which host more similar faunas, are not particularly numerous. For example, despite several papers dealt with peculiar ant species and their role in North American vineyards (e.g. KLOTZ *et al.*, 2003; TOLLERUP *et al.*, 2004; 2007; DAANE *et al.*, 2006; 2007; NONDILLO *et al.*, 2016; TOWNSEND *et al.*, 2016; WESTERMANN *et al.*, 2016; COOPER *et al.*, 2019), no data on vineyard overall ant diversity are available. In some other cases, an ant species check-list is provided, but it included only species that were observed foraging on the vines (BELTRÀ *et al.*, 2017). However, some interesting comparisons may be made with data published by GONÇALVES *et al.* (2017) from Portugal and MASONI *et al.* (2017) from Central Italy. The fauna from the Portuguese sites investigated by GONÇALVES *et al.* (2017) comprises 20 species in total, slightly less than ours, but the number of species per site is averagely much higher (15-20) than in our case, and so it is the number of species (9) common to all their 6 investigated vineyards. It is also a very different fauna in both ecological and biogeographic terms, consisting prevalently of species and genera associated with xero-Mediterranean climatic conditions and with a clear Western-Mediterranean characterization (e.g. *Cataglyphis* spp., West-Mediterranean *Camponotus* species such as *C. cruentatus* (Latreille, 1802) and *C. sylvaticus* (Olivier, 1792), the Iberian sub-endemic *Iberoformica* genus, *Aphaenogaster iberica* Emery, 1908 from the xerothermophilous *testaceopilosa* group, *Crematogaster auberti* Emery, 1869). On the other hand, MASONI *et al.* (2017) recorded a similar number of species (19) from 10 vineyards near Florence (Tuscany, Italy), and a slightly smaller number of species per vineyard than us (5-12). The ant assemblages documented by MASONI *et al.* (2017) present some relevant

similarities such as a relatively high *Myrmica* diversity and the widespread presence of *F. cunicularia* and *M. ibericus*. Concerning the latter species, MASONI *et al.* (2017) refer to *M. structor* (Latreille, 1798), but Italy most likely only hosts its cryptic sister species *M. ibericus* (STEINER *et al.*, 2018; SCHIFANI *et al.*, 2021). However, there are also relevant differences, as the reduced diversity of *Lasius*, and, at the same time, the more widespread presence of thermophilous species such as *P. pallidula* and Mediterranean *Tapinoma* species from the Dolichoderinae subfamily.

The ecological role of the overwhelming majority of ant species that inhabit vineyards across the globe, including of those we detected in our survey, is still virtually unknown. Only three ant species, the worldwide spread invasive Argentine ant *Linepithema humile* (Mayr, 1868), the South American *L. micans* (Forel, 1908) and the North American *Formica perpilosa* Wheeler, W.M., 1913 have been the subject of several studies considering them as significant pests requiring control strategies in vineyards of California and Brazil (KLOTZ *et al.*, 2003; TOLLERUP *et al.*, 2004; 2007; DAANE *et al.*, 2006; 2007; SACCHETT *et al.*, 2009; NONDILLO *et al.*, 2016; WESTERMANN *et al.*, 2016; COOPER *et al.*, 2019). On the other hand, another invasive species, the red imported fire ant *Solenopsis invicta* Buren, 1972, was deemed a positive presence due to its significant predatory action on pest species in Texas' vineyards (TOWNSEND *et al.*, 2016).

In conclusion, ant communities in agroecosystems are diverse and often species-rich, and documenting their identities is crucial to assess the possible services and disservices that different species assemblages may yield. While vineyards are worldwide spread, their ant faunas are rather different from place to place according to local climatic and biogeographic factors, so that the few available data do not show clear patterns, which could have originated from strong homogenizing ecological constraints derived from viticulture *per se*. Further investigation will be required to understand how the fauna of the vineyards from the Adige Valley compares with that of other agroecosystems or natural habitats from the same region and how different management practices may influence it. It will also be important to assess what is the role that different ant species may play in these environments to improve management practices accordingly.

## AUTHORS CONTRIBUTIONS

Conceptualization: CC, DG, DAG, CI; Data collection: MD, MG, DG, FP; Specimen processing and identification: CC, MG, ES, FAS; Data curation and analysis: CC, ES; Visualization: CC, DG, ES; Writing—original draft preparation: DG, ES; Writing—review and editing: CC, MD, DAG, CI, AM, FP, FAS; Supervision: DAG, CI, AM; Funding acquisition: DAG, CI, AM. All authors have read and agreed to the published version of the manuscript.

## FUNDING

This work was supported by the project agreement “Studio delle interazioni tra formiche e cocciniglie cotonose della vite (*Planococcus ficus*) in agroecosistema vigneto del Trentino e loro utilizzo per la messa a punto di innovativi sistemi di monitoraggio dell’infestazione” (2018) between University of Parma and Edmund Mach Foundation and grants from the University of Parma (FIL-2016-17) assigned to DAG and AM. The work also benefited from the equipment and framework of the COMP-HUB Initiative, funded by the “Departments of Excellence” program of the Italian Ministry for Education, University and Research (MIUR, 2018–2022).

## ACKNOWLEDGMENTS

We thank all the owners that granted us access to their vineyards: R. Bottura, Cantina Sociale Viticoltori in Avio, Cantina Mori Colli Zugnasca, G. Cristoforetti, M. Lanza, D. Mazzoldi, V. Menolli, F. Polli, N. Tomasi, L. Tosin. We also thank Federico Maioli and Francesca Turretta for working with us as a part of their university internship.

## REFERENCES

- AA VV, 2005 – *Microartropodi del terreno. Manuale da campo per il riconoscimento dei microartropodi del terreno come indicatori della qualità biologica del suolo (metodo QBS-ar)*. In: Codurri M., Truzzi A., Bertonazzi M.C. Eds., Collana: Quaterni di campo N.4, Consorzio del Parco Naturale dell'Oglio Sud Calvatone, p. 104.
- AGOSTI D., MAJER J., ALONSO L.E., SCHULTZ T., 2000 – *Ants: standard methods for measuring and monitoring biodiversity*. - Smithsonian Institution Press.
- ALTIERI M.A., NICHOLLS C.I., 2002 – *The simplification of traditional vineyard based agroforests in north-western Portugal: some ecological implications*. - *Agroforestry Systems*, 56: 185-191.
- ARNAN X., ANDERSEN A.N., GIBB H., PARR C.L., SANDERS N.J., DUNN R.R., ANGULO E., BACCARO F.B., BISHOP T.R., BOULAY R., CASTRACANI C., CERDÁ X., DEL TORO I., DELSINNE T., DONOSO D.A., ELTEN E.K., FAYLE T.M., FITZPATRICK M.C., GÓMEZ C., GRASSO D.A., GROSSMAN B.F., GUÉNARD B., GUNAWARDENE N., HETERICK B., HOFFMANN B.D., JANDA M., JENKINS C.N., KLIMES, P., LACH L., LAEGER T., LEPONCE M., LUCKY A., MAJER J., MENKE S., MEZGER D., MORI A., MOSES J., MUNYAI T.C., PAKNIA O., PFEIFFER M., PHILPOTT S.M., SOUZA J.L.P., TISTA M., VASCONCELOS H.L., RETANA J., 2018 – *Dominance–diversity relationships in ant communities differ with invasion*. - *Global Change Biology*, 24: 4614 - 4625.
- ARNAN X., ANGULO E., BOULAY R., MOLOWNY-HORAS R., CERDÁ X., RETANA J., 2021 – *Introduced ant species occupy empty climatic niches in Europe*. - *Scientific reports*, 11: 1-11.
- BARAIBAR B., CARRIÓN E., RECASENS J., WESTERMAN P.R., 2011 – *Unravelling the process of weed seed predation: Developing options for better weed control*. - *Biological Control*, 56: 85-90.
- BELTRÀ A., NAVARRO-CAMPOS C., CALABUIG A., ESTOPÀ L., WÄCKERS F.L., PEKAS A., SOTO A., 2017 – *Association between ants (Hymenoptera: Formicidae) and the vine mealybug (Hemiptera: Pseudococcidae) in table-grape vineyards in Eastern Spain*. - *Pest management science*, 73: 2473-2480.
- BURGIO G., SOMMAGGIO D., 2007 – *Syrphids as landscape bioindicators in Italian agroecosystems*. - *Agriculture, ecosystems & environment*, 120: 416-422.
- BURGIO G., SOMMAGGIO D., MARINI M., PUPPI G., CHIARUCCI A., LANDI S., FABBRI R., PESARINI F., GENGHINI M., FERRARI R., MUZZI E., VAN LENTEREN J.C., MASETTI A., 2015 – *The influence of vegetation and landscape structural connectivity on butterflies (Lepidoptera: Papilionoidea and Hesperioidea), carabids (Coleoptera: Carabidae), syrphids (Diptera: Syrphidae), and sawflies (Hymenoptera: Symphyta) in Northern Italy farmland*. - *Environmental entomology*, 44: 1299-1307.
- CALABUIG A., GARCIA-MARÍ F., PEKAS A., 2014 – *Ants affect the infestation levels but not the parasitism of honeydew and non-honeydew producing pests in citrus*. - *Bulletin of entomological research*, 104: 405-417.
- CAMPANARO A., TONI I., HANDERSEN S., GRASSO D.A., 2011 – *Monitoring of *Lucanus cervus* by means of remains of predation (Coleoptera: Lucanidae)*. - *Entomologia Generalis*, 33: 79-89.
- CAMPOLO O., PALMERI V., MALACRINÒ A., LAUDANI F., CASTRACANI C., MORI A., GRASSO D.A., 2015. – *Interaction between ants and the Mediterranean fruit fly: new insights for biological control*. - *Biological Control*, 90: 120-127.
- CAPRIO E., NERVO B., ISAIA M., ALLEGRO G., ROLANDO A., 2015 – *Organic versus conventional systems in viticulture: Comparative effects on spiders and carabids in vineyards and adjacent forests*. - *Agricultural Systems*, 136: 61-69.
- CASTRACANI C., MORI A., 2006 – *The role of permanent grasslands on ant community structure: ants (Hymenoptera: Formicidae) as ecological indicators in the agro-ecosystems of the Taro River Regional Park (Italy)*. - *Myrmecologische Nachrichten*, 9: 47-54.
- CASTRACANI C., GRASSO D.A., FANFANI A., MORI A., 2010. – *The ant fauna of Castelporziano Presidential Reserve (Rome, Italy) as a model for the analysis of ant community structure in relation to environmental variation in Mediterranean ecosystems*. - *Journal of Insect Conservation*, 14: 585-594.
- CASTRACANI C., MAIENZA A., GRASSO D.A., GENESIO L., MALCEVSCI A., MIGLIETTA F., VACCARI F.P., MORI A., 2015 – *Biochar–macrofauna interplay: searching for new bioindicators*. - *Science of the Total Environment*, 536: 449-456.
- CASTRACANI C., BULGARINI G., GIANNETTI D., SPOTTI F.A., MAISTRELLO L., MORI A., GRASSO, D.A., 2017 – *Predatory ability of the ant *Crematogaster scutellaris* the brown marmorated stink bug *Halyomorpha halys**.

- pha halys. - *Journal of Pest Science*, 90: 1181-1190.
- CASTRACANI C., SPOTTI F.A., SCHIFANI E., GIANNETTI D., GHIZZONI M., GRASSO D.A., MORI A., 2020 – *Public engagement provides first insights on Po Plain ant communities and reveals the ubiquity of the cryptic species Tetramorium immigrans (Hymenoptera, Formicidae)*. - *Insects*, 11: 678.
- CHINERY M., 1986 – *Guide to the Insects of Britain and Western Europe*. Harper-Collins: London.
- CHONG C.S., D'ALBERTO C.F., THOMSON L.J., HOFFMANN A.A., 2010 – *Influence of native ants on arthropod communities in a vineyard*. - *Agricultural and Forest Entomology*, 12: 223-232.
- CHONG C.S., THOMSON L.J., HOFFMANN A.A., 2011 – *High diversity of ants in Australian vineyards*. - *Australian Journal of Entomology*, 50: 7-21.
- COLL P., LE CADRE E., BLANCHART E., HINSINGER P., VILLENAVE C., 2011 – *Organic viticulture and soil quality: A long-term study in Southern France*. - *Applied Soil Ecology*, 50: 37-44.
- COLL P., LE CADRE E., VILLENAVE C., 2012 – *How are nematode communities affected during a conversion from conventional to organic farming in southern French vineyards?*. - *Nematology*, 14: 665-676.
- COOPER M.L., HOBBS M.B., BOSER C.L., VARELA L.G., 2019 – *Argentine Ant Management: Using Toxin-Laced Polyacrylamide Crystals to Target Ant Colonies in Vineyards*. - *Catalyst: Discovery into Practice*, 3: 23-30.
- COULOUMA G., BOIZARD H., TROTOUX G., LAGACHERIE P., RICHARD G., 2006 – *Effect of deep tillage for vineyard establishment on soil structure: A case study in Southern France*. - *Soil and Tillage Research*, 88: 132-143.
- DAANE K.M., SIME K.R., HOGG B.N., BIANCHI M.L., COOPER M.L., RUST M.K., KLOTZ J.H., 2006 – *Effects of liquid insecticide baits on Argentine ants in California's coastal vineyards*. - *Crop Protection*, 25: 592-603.
- DAANE K.M., SIME K.R., FALLON J., COOPER M.L., 2007 – *Impacts of Argentine ants on mealybugs and their natural enemies in California's coastal vineyards*. - *Ecological Entomology*, 32: 583-596.
- DAANE K.M., VINCENT C., ISAACS R., IORIATTI C., 2018 – *Entomological Opportunities and Challenges of Sustainable Viticulture in a Global Market*. - *Annual Review of Entomology*, 63:193-214.
- DAO H.T., MEATS A., BEATTIE G.A.C., SPOONER-HART R., 2014 – *Ant-coccid mutualism in citrus canopies and its effect on natural enemies of red scale, Aonidiella aurantii (Maskell) (Hemiptera: Diaspididae)*. - *Bulletin of entomological research*, 104: 137-142.
- DE BRUYN L.L., 1999 – *Ants as bioindicators of soil function in rural environments*. In: *Invertebrate Biodiversity as Bioindicators of Sustainable Landscapes*, Paoletti M.G. Ed., Elsevier, pp. 425-441.
- DIRZO R., YOUNG H.S., GALETTI M., CEBALLOS G., ISAAC N.J., COLLEN B., 2014 – *Defaunation in the Anthropocene*. - *Science*, 345: 401-406.
- DRUMMOND F., CHOATE B., 2011 – *Ants as biological control agents in agricultural cropping systems*. - *Terrestrial Arthropod Reviews*, 4: 157-180.
- EUROSTAT, 2017 - *Vineyards in the EU – statistics*. Available at: [https://ec.europa.eu/eurostat/statistics-explained/index.php/Vineyards\\_in\\_the\\_EU\\_-\\_statistics](https://ec.europa.eu/eurostat/statistics-explained/index.php/Vineyards_in_the_EU_-_statistics).
- FAIRBANKS D.H., HUGHES C.J., TURPIE J.K., 2004 – *Potential impact of viticulture expansion on habitat types in the Cape Floristic Region, South Africa*. - *Biodiversity & Conservation*, 13: 1075-1100.
- FIRBANK L.G., PETIT S., SMART S., BLAIN A., FULLER R.J., 2008 – *Assessing the impacts of agricultural intensification on biodiversity: a British perspective*. - *Philosophical Transactions of the Royal Society B: Biological Sciences*, 363: 777-787.
- FRATIANNI S., ACQUAOTTA F., 2017 – *The Climate of Italy*. In: *Landscapes and Landforms of Italy*, M. Soldati Ed., Springer, pp. 29-38.
- GAIGHER R., SAMWAYS M.J., 2010 – *Surface-active arthropods in organic vineyards, integrated vineyards and natural habitat in the Cape Floristic Region*. - *Journal of Insect Conservation*, 14: 595-605.
- GIBB H., DUNN R.R., SANDERS N.J., GROSSMAN B.F., PHOTAKIS M., ABRIL S., AGOSTI D., ANDERSEN A.N., ANGULO E., ARMBRECHT I., ARNAN X., BACCARO F.B., BISHOP T.R., BOULAY R., BRÜHL C., CASTRACANI C., CERDÁ X., DEL TORO I., DELSINNE T., DIAZ M., DONOSO D.A., ELLISON A.M., ENRIQUEZ M.L., FAYLE T.M., FEENER DONALD H., FISHER B.L., FISHER R.N., FITZPATRICK M.C., GÓMEZ C., GOTELLI N.J., GOVE A., GRASSO D.A., GROU S., GUÉNARD B., GUNAWARDENE N., HETERICK B., HOFFMANN B., JANDA M., JENKINS C., KASPARI M., KLIMES P., LACH L., LAEGER T., LATTKE J., LEPONCE M., LESSARD J.P., LONGINO J., LUCKY A., LUKE S.H., MAJER J., MCGLYNN T.P., MENKE S., MEZGER D., MORI A., MOSES J., MUNYAI T.C., PACHECO R., PAKNIA O., PEARCE D.J., PFEIFFER M., PHILPOTT S.M., RESASCO J., RETANA J., SILVA R.R., SORGER M.D., SOUZA J., SUAREZ A., TISTA M., VASCONCELOS H.L., VONSHAK M., WEISER M.D., YATES M., PARR C.L., 2017 – *A global database of ant species abundances*. - *Ecology*, 98: 883-884.
- GIANNETTI D., CASTRACANI C., SPOTTI F.A., MORI A., GRASSO D.A., 2019 – *Gall-Colonizing Ants and Their Role as Plant Defenders: From 'Bad Job' to 'Useful Service'*. - *Insects*, 10: 392.
- GONÇALVES F., ZINA V., CARLOS C., CRESPO L., OLIVEIRA I., TORRES, L., 2017 – *Ants (Hymenoptera: Formicidae) and Spiders (Araneae) Co-occurring on the Ground of Vineyards from Douro Demarcated Region*. - *Sociobiology*, 64: 404-416.
- GREEN R.E., CORNELL S.J., SCHARLEMANN J.P., BALMFORD A., 2005 – *Farming and the fate of wild nature*. - *Science*, 307: 550-555.
- GREENBERG L., TOLLERUP K.E., RUST M.K., 2013 – *Control of Argentine ants (Hymenoptera: Formicidae) in citrus using methoprene and imidacloprid delivered in liquid bait stations*. - *Florida Entomologist*, 96: 1023-1030.
- GUÉNARD B., WEISER M.D., GÓMEZ K., NARULA N., ECONOMO E.P., 2017 – *The Global Ant Biodiversity Informatics (GABI) database: synthesizing data on the geographic distribution of ant species (Hymenop-*

- tera: Formicidae). - Myrmecological News, 24: 83-89.
- HALLMANN C.A., SORG M., JONGEJANS E., SIEPEL H., HOFLAND N., SCHWAN H., STENMANS W., MÜLLER A., SUMSER H., HÖRREN T., GOULSON D., DE KROON H., 2017 – *More than 75 percent decline over 27 years in total flying insect biomass in protected areas.* - PloS One, 12: e0185809.
- HANNAH L., ROEHRDANZ P.R., IKEGAMI M., SHEPARD A.V., SHAW M.R., TABOR G., ZHI L., MARQUET P.A., HIJMANS R.J., 2013 – *Climate change, wine, and conservation.* - Proceedings of the National Academy of Sciences, 110: 6907- 6912.
- HILDEBRANDT A., GUILLAMÓN M., LACORTE S., TAULER R., BARCELÓ D., 2008 – *Impact of pesticides used in agriculture and vineyards to surface and groundwater quality (North Spain).* - Water research, 42: 3315-3326.
- HILTY J.A., MERENLENDER A.M., 2004 – *Use of riparian corridors and vineyards by mammalian predators in northern California.* - Conservation Biology, 18: 126-135.
- HILTY J.A., BROOKS C., HEATON E., MERENLENDER A.M., 2006 – *Forecasting the effect of land-use change on native and non-native mammalian predator distributions.* - Biodiversity & Conservation, 15: 2853-2871.
- HOMBURG K., DREES C., BOUTAUD E., NOLTE D., SCHUETT W., ZUMSTEIN P., VON RUSCHKOWSKI, ASSMANN T., 2019 – *Where have all the beetles gone? Long-term study reveals carabid species decline in a nature reserve in Northern Germany.* - Insect Conservation and Diversity, 12: 268-277.
- ISTAT, 2019 – *Annuario Statistico Italiano. Sistema Statistico Nazionale, Istituto Nazionale di Statistica.* - Available from: <https://www.istat.it/it/archivio/236772>.
- JANICKI J., NARULA N., ZIEGLER M., GUÉNARD B., ECONOMO E.P., 2016 – *Visualizing and interacting with large-volume biodiversity data using client-server web-mapping applications: The design and implementation of antmaps.org.* - Ecological Informatics, 32: 185-193.
- KEHINDE T., SAMWAYS M.J., 2014 – *Insect-flower interactions: network structure in organic versus conventional vineyards.* - Animal Conservation, 17: 401-409.
- KLOTZ J.H., RUST M.K., GONZALEZ D., GREENBERG L., COSTA H., PHILLIPS P., GISPERT C., REIERSON D.A., KIDO K., 2003 – *Directed Sprays and Liquid Baits to Manage Ants in Vineyards and Citrus Groves.* - Journal of Agricultural and Urban Entomology, 20: 31-40.
- LA PERGOLA A., ALICATA A., LONGO S., 2008 – *Survey of the ants (Hymenoptera Formicidae) in citrus orchards with different types of crop management in Sicily.* - IOBC/WPRS Bulletin, 38: 233-237.
- LACH L., PARR C., ABBOTT K. (Eds.), 2010 – *Ant ecology.* Oxford university press.
- LAWRENCE J.E., DEITCH M.J., RESH V.H., 2011 – *Effects of vineyard coverage and extent on benthic macroinvertebrates in streams of Northern California.* - Annales de Limnologie - International Journal of Limnology, 47: 347-354.
- LEATHER S.R., 2017 – *“Ecological Armageddon”-more evidence for the drastic decline in insect numbers.* - Annals of Applied Biology, 172: 1-3.
- MASONI A., FRIZZI F., BRÜHL C., ZOCCHI N., PALCHETTI E., CHELAZZI G., SANTINI G., 2017 – *Management matters: A comparison of ant assemblages in organic and conventional vineyards.* - Agriculture, Ecosystems & Environment, 246: 175-183.
- MORIONDO M., JONES G.V., BOIS B., DIBARI C., FERRISE R., TROMBI G., BINDI M., 2013 – *Projected shifts of wine regions in response to climate change.* - Climatic change, 119: 825-839.
- NONDILLO A., ANDZIEWSKI S., BELLO FIALHO F., BUENO O.C., BOTTON M., 2016 – *Control of Linepithema micans (Hymenoptera: Formicidae) and Eurhizococcus brasiliensis (Hemiptera: Margarodidae) in vineyards using toxic baits.* - Journal of Economic Entomology, 109: 1660-1666.
- OFFENBERG J., 2015 – *Ants as tools in sustainable agriculture.* - Journal of Applied Ecology, 52: 1197-1205.
- OFFENBERG J., DAMGAARD C., 2019. – *Ants suppressing plant pathogens: a review.* - Oikos, 128: 1621-1703.
- OKSANEN J., BLANCHET F.G., FRIENDLY M., KINDT R., LEGENDRE P., MCGLINN D., MINCHIN P.R., O'HARA R.B., SIMPSON G.L., SOLYMOS P., STEVENS M.H.H., WAGNER H., OKSANEN M.J., 2017 – *Vegan: Community Ecology Package. R Package Version 2.5-6.* - Available at: <https://cran.r-project.org/package=vegan>.
- OTTONETTI L., TUCCI L., CHELAZZI G., SANTINI G., 2008 – *Stable isotopes analysis to assess the trophic role of ants in a Mediterranean agroecosystem.* - Agricultural and Forest Entomology, 10: 29-36.
- PECK S.L., MCQUAID B., CAMPBELL C.L., 1998 – *Using ant species (Hymenoptera: Formicidae) as a biological indicator of agroecosystem condition.* - Environmental Entomology, 27: 1102-1110.
- PEKAS A., TENA A., AGUILAR A., GARCIA-MARÍ F., 2010 – *Effect of Mediterranean ants (Hymenoptera: Formicidae) on California red scale (Hemiptera: Diaspididae) populations in citrus orchards.* - Environmental entomology, 39: 827-834.
- PENG R., CHRISTIAN K., REILLY D., 2010 – *Weaver ants, Oecophylla smaragdina (Hymenoptera: Formicidae), as biocontrol agents on African mahogany trees, Khaya senegalensis (Sapindales: Meliaceae), in the Northern Territory of Australia.* - International Journal of Pest Management, 56: 363-370.
- PINKALSKI C., JENSEN K.M.V., DAMGAARD C., OFFENBERG J., 2018 – *Foliar uptake of nitrogen from ant faecal droplets: An overlooked service to ant-plants.* - Journal of Ecology, 106: 289-295.
- PIZZOLOTTI R., MAZZEI A., BONACCI T., SCALERCIO S., IANNOTTA N., BRANDMAYR P., 2018 – *Ground beetles in Mediterranean olive agroecosystems: Their significance and functional role as bioindicators (Coleoptera, Carabidae).* - PloS One, 13: e0194551.
- R CORE TEAM, 2021 – *R: A language and environment*



- for statistical computing. *R Foundation for Statistical Computing, Vienna, Austria*. - Available from: <http://www.R-project.org/>.
- RISCH S.J., CARROLL C.R., 1982 – *Effect of a keystone predaceous ant, Solenopsis geminata, on arthropods in a tropical agroecosystem*. - *Ecology*, 63: 1979-1983.
- ROSADO J., GONÇALVES M., FEITOSA R., DRÖSE W., KRÜGER R., E SILVA E.J.E., LOECK A., 2012 – *Epigeic ants (Hymenoptera: Formicidae) in vineyards and grassland areas in the Campanha region, state of Rio Grande do Sul, Brazil*. - *Check List*, 8: 1184.
- ROSADO J.L.O., DE GONÇALVES M.G., DRÖSE W., E SILVA E.J.E., KRÜGER R.F., LOECK A.E., 2013 – *Effect of climatic variables and vine crops on the epigeic ant fauna (Hymenoptera: Formicidae) in the Campanha region, state of Rio Grande do Sul, Brazil*. - *Journal of insect conservation*, 17: 1113-1123.
- SACCHETT F., BOTTON M., DIEHL E., 2009 – *Ant species associated with the dispersal of Eurhizococcus brasiliensis (Hempel in Wille) (Hemiptera: Margarodidae) in vineyards of the Serra Gaúcha, Rio Grande do Sul, Brazil*. - *Sociobiology*, 54: 943-954.
- SANTINI G., RAMSAY P.M., TUCCI L., OTTONETTI L., FRIZZI F., 2011 – *Spatial patterns of the ant Crematogaster scutellaris in a model ecosystem*. - *Ecological Entomology*, 36: 625-634.
- SCHIFANI E., CASTRACANI C., GIANNETTI D., SPOTTI F.A., REGGIANI R., LEONARDI S., MORI A., GRASSO D.A., 2020 – *New Tools for Conservation Biological Control: Testing Ant-Attracting Artificial Nectaries to Employ Ants as Plant Defenders*. - *Insects*, 11: 129.
- SCHIFANI E., NALINI E., GENTILE V., ALAMANNI F., ANCONA C., CARIA M., CILLO D., BAZZATO E., 2021 – *Ants of Sardinia: an updated checklist based on new faunistic, morphological and biogeographical notes*. - *Redia*, 104: 21-35. <http://dx.doi.org/10.19263/REDIA-104.21.03>
- SCHLICK-STEINER B.C., STEINER F.M., MODER K., SEIFERT B., SANETRA M., DYRESON E., STAUFFER C., CHRISTIAN E., 2006 – *A multidisciplinary approach reveals cryptic diversity in Western Palearctic Tetramorium ants (Hymenoptera: Formicidae)*. - *Molecular Phylogenetics and Evolution*, 40: 259-273.
- SEIFERT B., 2018 – *Ants of Northern and Central Europe*. - Lutra Verlags- und Vertriebsgesellschaft, Tauer, Germany.
- SEIFERT B., 2020. – *A taxonomic revision of the Palearctic members of the subgenus Lasius s. str. (Hymenoptera, Formicidae)*. - *Soil Organisms*, 92: 15-86.
- STEINER F.M., CSÖSZ S., MARKÓ B., GAMISCH A., RINHOFER L., FOLTERBAUER C., HAMMERLE S., STAUFFER C., ARTHOFER W., SCHLICK-STEINER B.C., 2018 – *Turning one into five: integrative taxonomy uncovers complex evolution of cryptic species in the harvester ant Messor “structor”*. - *Molecular phylogenetics and evolution*, 127: 387-404.
- STYRSKY J.D., EUBANKS M.D., 2006 – *Ecological consequences of interactions between ants and honeydew-producing insects*. - *Proceedings of the Royal Society B: Biological Sciences*, 274: 151-164.
- TILMAN D., FARGIONE J., WOLFF B., D'ANTONIO C., DOBSON A., HOWARTH R., SCHINDLER D., SCHLESINGER W.H., SIMBERLOFF D., SWACKHAMER D., 2001 – *Forecasting agriculturally driven global environmental change*. - *Science*, 292: 281-284.
- TOLLERUP K., RUST M., DORSCHNER K., PHILLIPS P., KLOTZ J., 2004 – *Low-toxicity baits control ants in citrus orchards and grape vineyards*. - *California Agriculture*, 58: 213-217.
- TOLLERUP K., RUST M.K., KLOTZ J.H., 2007 – *Formica perpilosa, an Emerging Pest in Vineyards*. - *Journal of Agricultural and Urban Entomology*, 24: 147-158.
- TOWNSEND C.G., CONNOLLY M.H., WHITESIDES C.J., 2016 – *“My Friend, The Fire Ant”: A Preliminary Analysis of the Role of Fire Ants in Grapevine Health*. - *Applied Geography*, 2: 85-95.
- TSCHARNTKE T., KLEIN A.M., KRUESS A., STEFFAN-DEWENTER I., THIES C., 2005 – *Landscape perspectives on agricultural intensification and biodiversity–ecosystem service management*. - *Ecology letters*, 8: 857-874.
- VIERS J.H., WILLIAMS J.N., NICHOLAS K.A., BARBOSA O., KOTZÉ I., SPENCE L., WEBB L.B., MERENLENDER A., REYNOLDS M., 2013 – *Vinecology: pairing wine with nature*. - *Conservation Letters*, 6: 287-299.
- WAGNER H.C., ARTHOFER W., SEIFERT B., MUSTER C., STEINER F.M., SCHLICK-STEINER B.C., 2017 – *Light at the end of the tunnel: Integrative taxonomy delimits cryptic species in the Tetramorium caespitum complex (Hymenoptera: Formicidae)*. - *Myrmecological News*, 25: 95-129.
- WAY M.J., KHOO K.C., 1992 – *Role of ants in pest management*. - *Annual review of Entomology*, 37: 479-503.
- WESTERMANN F.L., BELL V.A., SUCKLING D.M., LESTER P.J., 2016 – *Synthetic pheromones as a management technique – dispensers reduce Linepithema humile activity in a commercial vineyard*. - *Pest Management Science*, 72: 719-636.